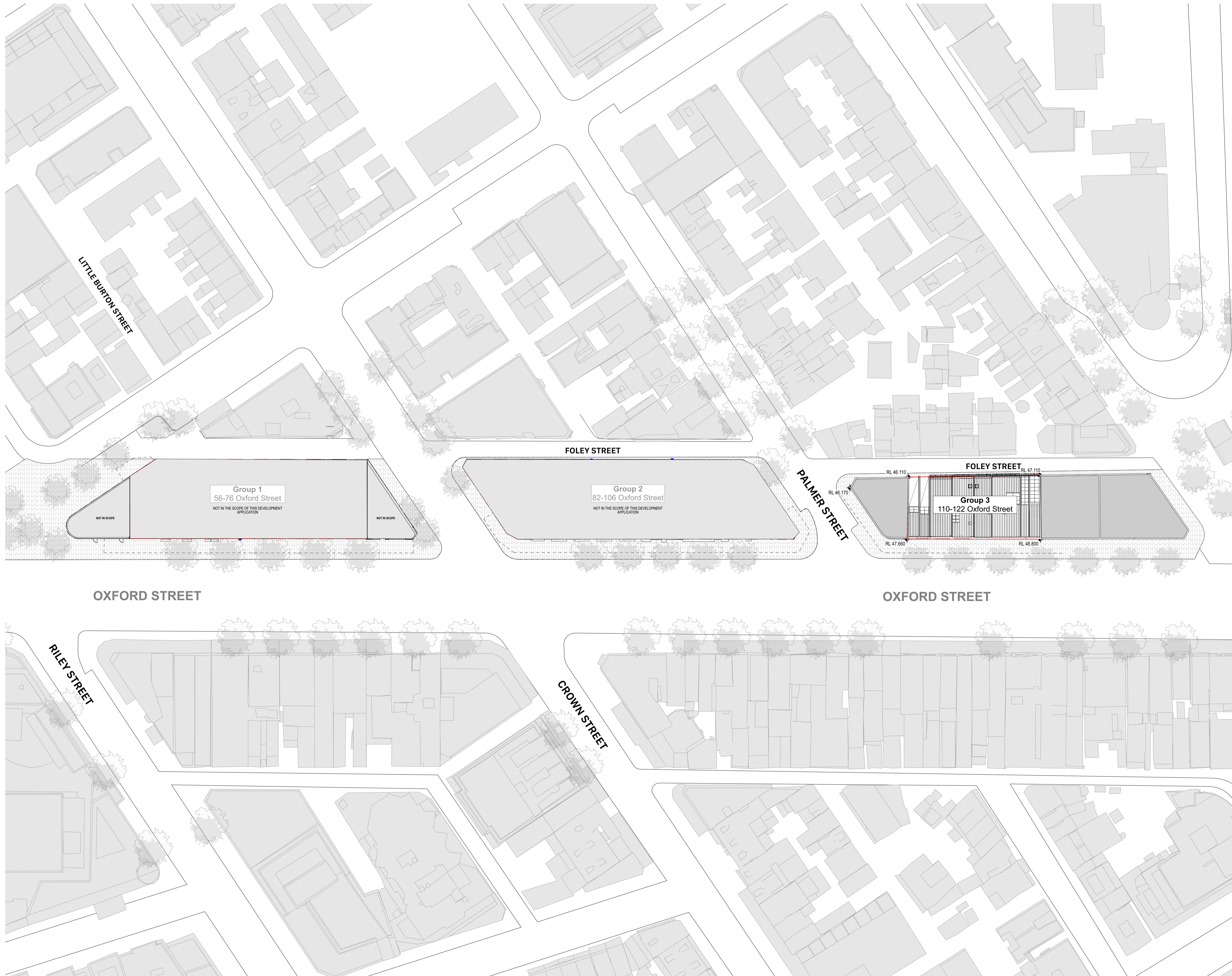


Attachment C

Selected Drawings

- General notes**
- All dimensions and existing conditions shall be checked and verified by the contractor before proceeding with the work.
 - All levels relative to 'Australian Height Datum'.
 - Do not scale drawings.
 - Use figured dimensions only.

Legend



152

rev	date	name	by
01	3/8/22	For Approval	TC

Darlinghurst Collection
BLD3: 110-122, Oxford St
Darlinghurst NSW 2010

General **Scale**
Site Plan 1:100 @ A1

Project Code **First Issued**
TDC 3/8/22

Sheet No. **Rev**
A-12003 01

- General notes**
- All dimensions and existing conditions shall be checked and verified by the contractor before proceeding with the work.
 - All levels relative to 'Australian Height Datum'.
 - Do not scale drawings.
 - Use figured dimensions only.

- Legend**
- EXISTING FABRIC
 - NEW CONSTRUCTION

NOTE: STRUCTURAL GRID DIMENSIONS ARE INDICATIVE ONLY AND RELATED TO EXISTING STRUCTURAL ELEMENTS AND THEREFORE SUBJECT TO CHANGE BASED ON SITE MEASURE.



153

1 PLAN Lower Ground
1:100

05	15/11/2022	Amending DA - For Approval	TC
04	31/7/2022	For Approval	TC
03	26/7/2022	Review Set	TC
02	14/7/2022	Review Set	AL
01	30/6/2022	W/P Coordination Issue	AL
rev	date	name	by

Darlinghurst Collection
BLD3: 110-122, Oxford St
Darlinghurst NSW 2010

General Arrangement Plans Scale
Proposed Plan - Lower Ground 1:100 @ A1

Project Code First Issued
TDC 30/6/2022

Sheet No. Rev
A-23001 05

- General notes**
- All dimensions and existing conditions shall be checked and verified by the contractor before proceeding with the work.
 - All levels relative to 'Australian Height Datum'.
 - Do not scale drawings.
 - Use figured dimensions only.

- Legend**
- EXISTING FABRIC
 - NEW CONSTRUCTION

NOTE: STRUCTURAL GRID DIMENSIONS ARE INDICATIVE ONLY AND RELATED TO EXISTING STRUCTURAL ELEMENTS AND THEREFORE SUBJECT TO CHANGE BASED ON SITE MEASURE.



NOT IN SCOPE

NOT IN SCOPE

OXFORD STREET

1 PLAN Ground Floor
1:100

05	31/7/22	For Approval	TC
04	26/7/22	Review Set	TC
03	15/7/22	Review Set	AL
02	14/7/22	Review Set	AL
01	30/6/22	Coordination Issue	AL
rev	date	name	by

Darlinghurst Collection
BLD3: 110-122, Oxford St
Darlinghurst NSW 2010

General Arrangement Plans Scale
Proposed Plan - Ground Floor 1:100 @ A1

Project Code First Issued
TDC 30/6/22

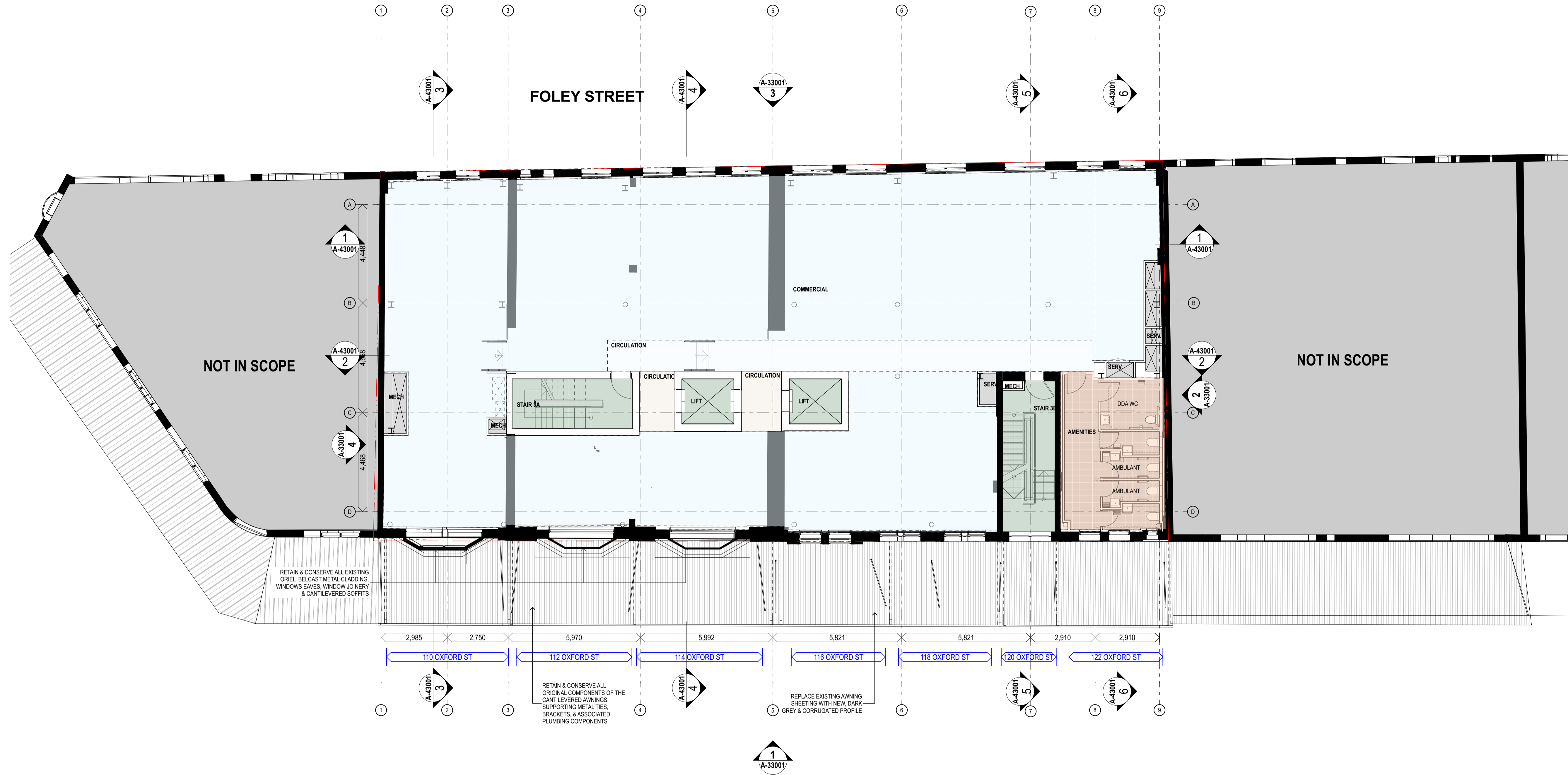
Sheet No. Rev
A-23002 05

- General notes**
- All dimensions and existing conditions shall be checked and verified by the contractor before proceeding with the work.
 - All levels relative to 'Australian Height Datum'.
 - Do not scale drawings.
 - Use figured dimensions only.

- Legend**
- EXISTING FABRIC
 - NEW CONSTRUCTION

NOTE: STRUCTURAL GRID DIMENSIONS ARE INDICATIVE ONLY AND RELATED TO EXISTING STRUCTURAL ELEMENTS AND THEREFORE SUBJECT TO CHANGE BASED ON SITE MEASURE.

GENERAL QUERIES:
 _REVIEW OF PROPOSED DEMOLITION OF STRUCTURAL ELEMENTS
 _ACCESSIBILITY REVIEW OF ROOMS



OXFORD STREET

1 PLAN Level 1
1:100

04	31/7/22	For Approval	TC
03	25/7/22	Review Set	TC
02	14/7/22	Review Set	AL
01	30/6/22	Coordination Issue	AL
rev	date	name	by

Darlinghurst Collection
 BLD3: 110-122, Oxford St
 Darlinghurst NSW 2010

General Arrangement Plans Scale
 Proposed Plan - Level 1 1:100 @ A1

Project Code First Issued
 TDC 30/6/22

Sheet No. Rev
 A-23003 04

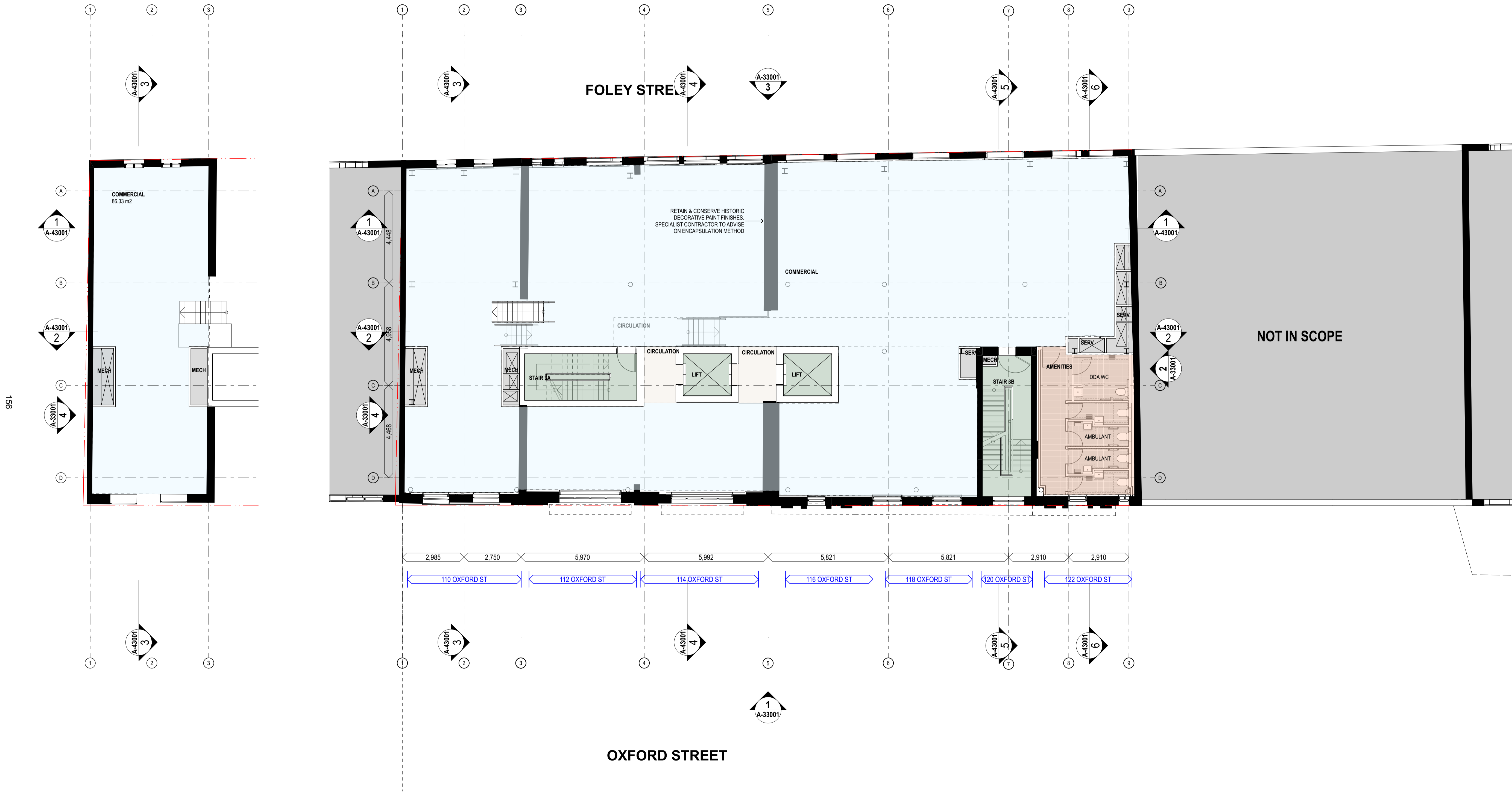
General notes

- All dimensions and existing conditions shall be checked and verified by the contractor before proceeding with the work.
- All levels relative to 'Australian Height Datum'.
- Do not scale drawings.
- Use figured dimensions only.

Legend

- EXISTING FABRIC
- NEW CONSTRUCTION

NOTE: STRUCTURAL GRID DIMENSIONS ARE INDICATIVE ONLY AND RELATED TO EXISTING STRUCTURAL ELEMENTS AND THEREFORE SUBJECT TO CHANGE BASED ON SITE MEASURE.



1 SECTION Mezzanine
1:100

2 PLAN Level 2
1:100

04	31/7/22	For Approval	TC
03	25/7/22	Review Set	TC
02	14/7/22	Review Set	AL
01	30/6/22	Coordination Issue	AL
rev	date	name	by

Darlinghurst Collection
BLD3: 110-122, Oxford St
Darlinghurst NSW 2010

General Arrangement Plans Scale
Proposed Plan - Level 2 & Mezzanine 1:100 @ A1

Project Code First Issued
TDC 30/6/22

Sheet No. Rev
A-23004 04

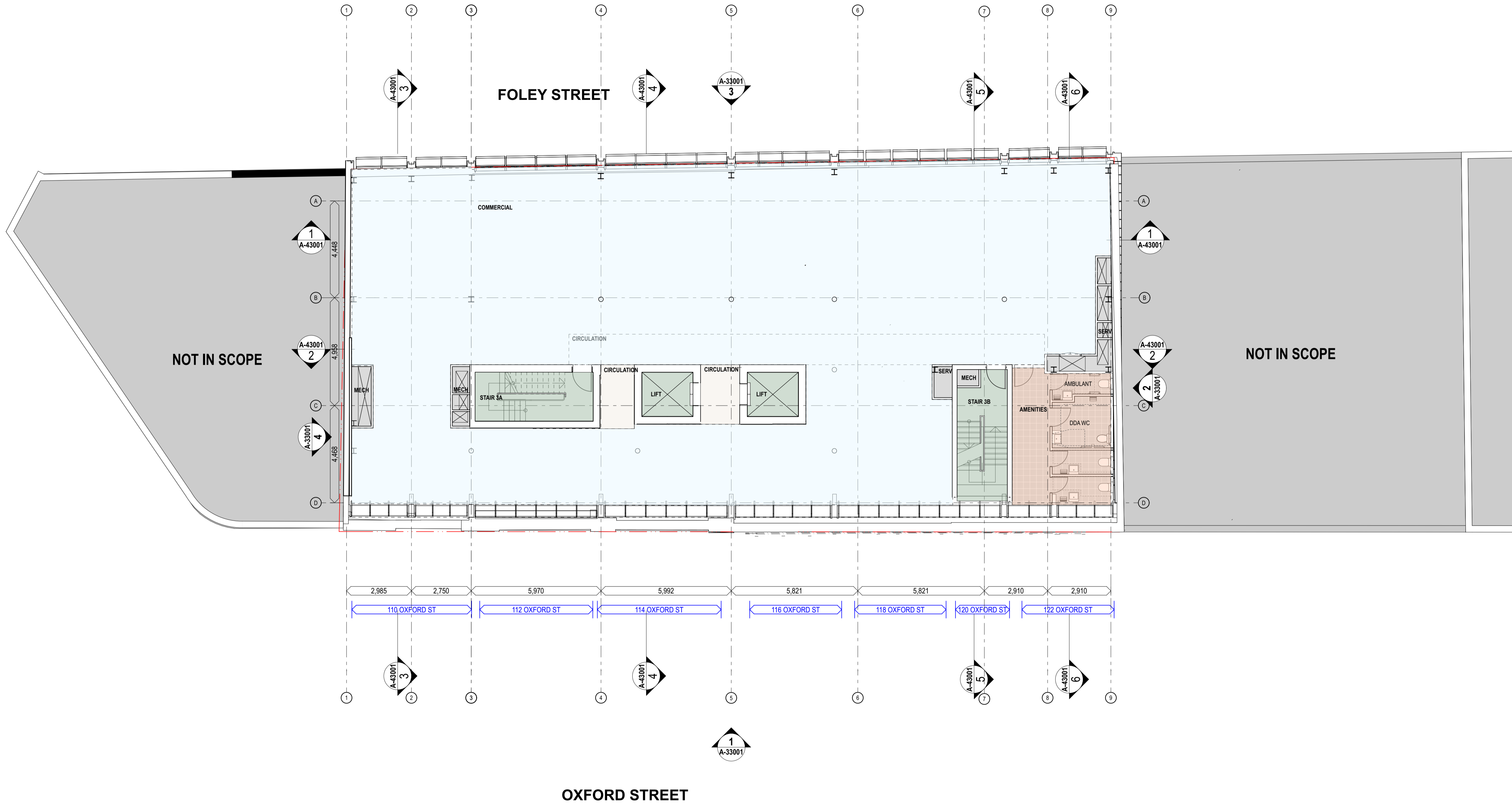
General notes

- All dimensions and existing conditions shall be checked and verified by the contractor before proceeding with the work.
- All levels relative to 'Australian Height Datum'.
- Do not scale drawings.
- Use figured dimensions only.

Legend

- EXISTING FABRIC
- NEW CONSTRUCTION

NOTE: STRUCTURAL GRID DIMENSIONS ARE INDICATIVE ONLY AND RELATED TO EXISTING STRUCTURAL ELEMENTS AND THEREFORE SUBJECT TO CHANGE BASED ON SITE MEASURE.



157

1 PLAN Level 3
1:100

04	31/7/22	For Approval	TC
03	25/7/22	Review Set	TC
02	14/7/22	Review Set	AL
01	30/6/22	Coordination Issue	AL
rev	date	name	by

Darlinghurst Collection
BLD3: 110-122, Oxford St
Darlinghurst NSW 2010

General Arrangement Plans Scale
Proposed Plan - Level 3 1:100 @ A1

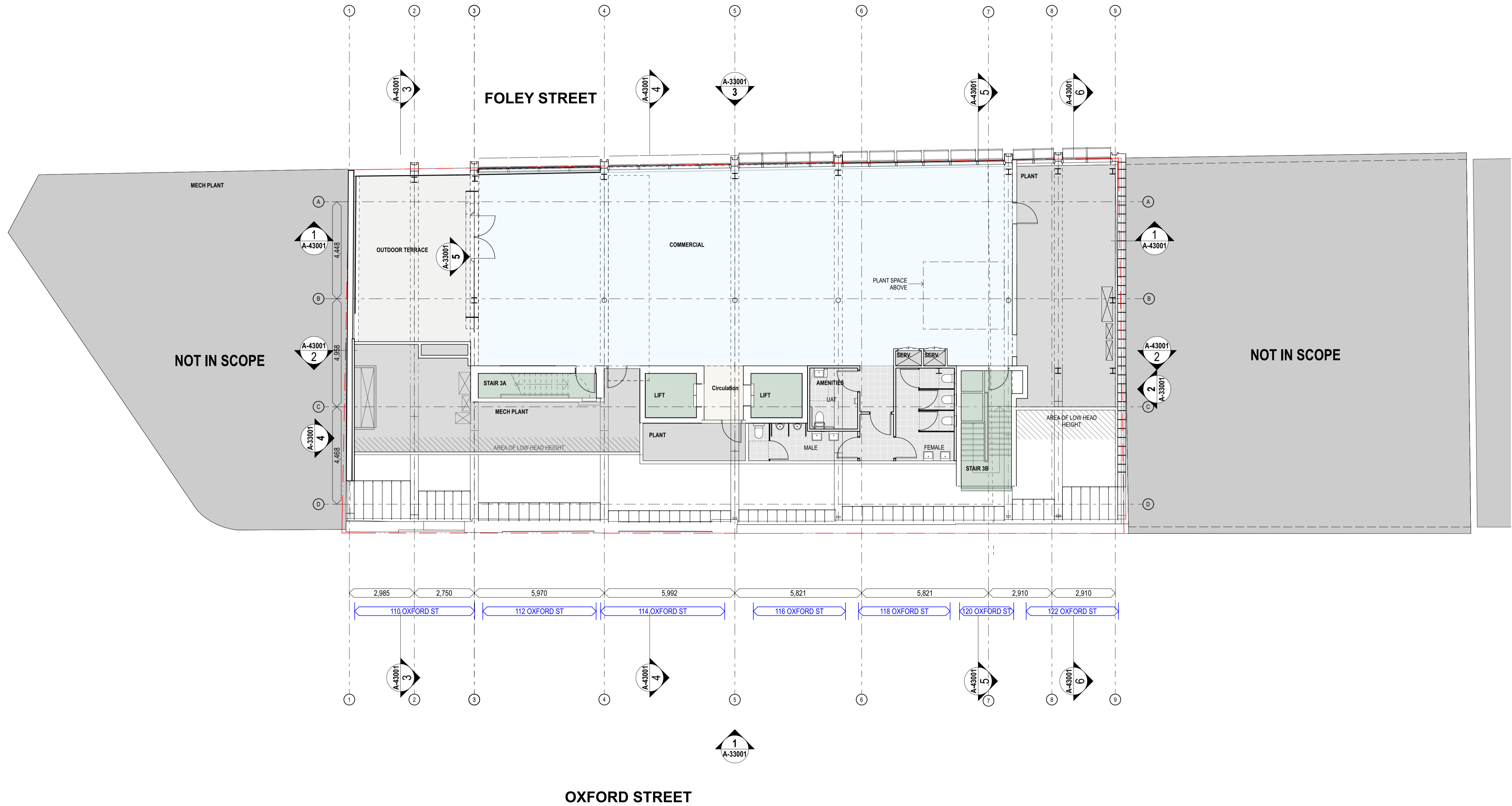
Project Code First Issued
TDC 30/6/22

Sheet No. Rev
A-23005 04

- General notes**
- All dimensions and existing conditions shall be checked and verified by the contractor before proceeding with the work.
 - All levels relative to 'Australian Height Datum'.
 - Do not scale drawings.
 - Use figured dimensions only.

- Legend**
- EXISTING FABRIC
 - NEW CONSTRUCTION

NOTE: STRUCTURAL GRID DIMENSIONS ARE INDICATIVE ONLY AND RELATED TO EXISTING STRUCTURAL ELEMENTS AND THEREFORE SUBJECT TO CHANGE BASED ON SITE MEASURE.



1 PLAN Level 4
1:100

05	31/7/22	For Approval	TC
04	26/7/22	Review Set	TC
03	15/7/22	Review Set	AL
02	14/7/22	Review Set	AL
01	30/6/22	Coordination Issue	AL
rev	date	name	by

Darlinghurst Collection
BLD3: 110-122, Oxford St
Darlinghurst NSW 2010

General Arrangement Plans Scale
Proposed Plan - Level 4 1:100 @ A1

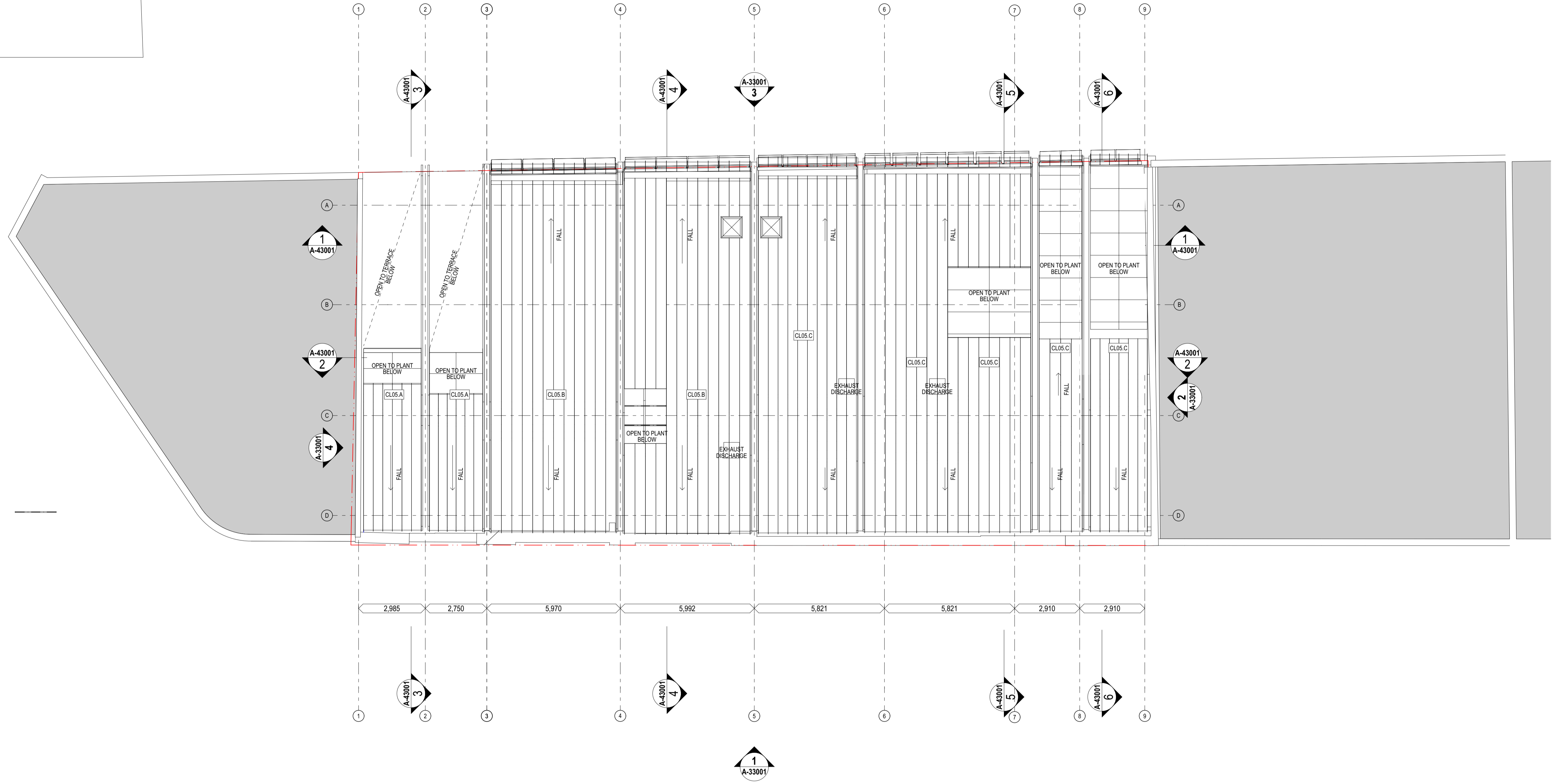
Project Code First Issued
TDC 30/6/22

Sheet No. Rev
A-23006 05

- General notes**
- All dimensions and existing conditions shall be checked and verified by the contractor before proceeding with the work.
 - All levels relative to 'Australian Height Datum'.
 - Do not scale drawings.
 - Use figured dimensions only.

- Legend**
- EXISTING FABRIC
 - NEW CONSTRUCTION

NOTE: STRUCTURAL GRID DIMENSIONS ARE INDICATIVE ONLY AND RELATED TO EXISTING STRUCTURAL ELEMENTS AND THEREFORE SUBJECT TO CHANGE BASED ON SITE MEASURE.



159

1 PLAN Roof
1:100

04	31/7/22	For Approval	TC
03	26/7/22	Review Set	TC
02	15/7/22	Review Set	AL
01	14/7/22	Review Set	AL
rev	date	name	by

Darlinghurst Collection
BLD3: 110-122, Oxford St
Darlinghurst NSW 2010

General Arrangement Plans Scale
Proposed Plan - Roof 1:100 @ A1

Project Code First Issued
TDC 14/7/22

Sheet No. Rev
A-23007 04

- General notes**
- All dimensions and existing conditions shall be checked and verified by the contractor before proceeding with the work.
 - All levels relative to 'Australian Height Datum'.
 - Do not scale drawings.
 - Use figured dimensions only.

Legend

- EXISTING PRESSED METAL CEILING
CEILING TO BE CAREFULLY REMOVED, SAFELY STORED, & REINSTATED TO ALLOW FOR INSTALLATION OF FIRE RATED CEILING & INSULATION ABOVE. CEILING TO BE RESTORED AND REPAINTED TO HERITAGE ARCHITECT'S DETAILS. PATTERN IS INDICATIVE ONLY, NOT REPRESENTATIVE OF ON-SITE.
- EXISTING SALVAGED SOUND PRESSED METAL CEILING PANELS
SOUND CEILING PANELS FROM WITHIN THE BUILDING CAREFULLY REMOVED, SAFELY STORED, GATHERED & FOR INSTALLATION OF FIRE RATED CEILING & INSULATION ABOVE. SALVAGED HERITAGE CEILING PANELS GATHERED & STORED WITHIN PUBLICLY ACCESSIBLE AREAS, REPAINTED TO HERITAGE ARCHITECT'S DETAILS. PATTERN IS INDICATIVE ONLY, NOT REPRESENTATIVE OF ON-SITE APPEARANCE.
- NEW FIRE RATED CEILING
INSTALLED TO PROVIDE FIRE SEPARATION TO COMPLY WITH NCC REQUIREMENTS, TYPICALLY DIRECT FIX TO STRUCTURE.
- NEW SUSPENDED CEILING BELOW FIRE RATED CEILING
INSTALLED TO PROVIDE FIRE SEPARATION TO COMPLY WITH NCC REQUIREMENTS, TYPICALLY DIRECT FIX TO STRUCTURE.
- EXPOSED JOISTS
EXISTING OR NEW FLOOR JOISTS OF THE LEVEL ABOVE.
- NEW CEILING
DECORATIVE CEILING TO LOBBIES.
- NEW SUSPENDED CEILING
TO CONCEAL SERVICES ABOVE BATHROOMS & TEA POINTS.
- NO CEILING, EXPOSED STRUCTURE.

- NOTES**
- EXTENT OF EXISTING CEILING IS INDICATIVE, BASED ON VISIBLE MATERIAL SITE INSPECTION. STRUCTURE (EXPOSED AND CONCEALED) NOT SHOWN.
 - EXTENT OF RETENTION OF EXISTING ORIGINAL CEILINGS IS SUBJECT TO CONFIRMATION THROUGH THE DESIGN DEVELOPMENT PHASE OF THE PROJECT AND IS DEPENDENT ON THE FOLLOWING:
- INVESTIGATION OF EXISTING NON-FIRE RATED ELEMENTS IN THE CEILING CAVITY BUILDABILITY STUDIES TO CONFIRM HOW NEW STRUCTURE IS INSTALLED.
- CONFIRMATION OF EXTENT OF HAZARDOUS MATERIALS (IE. ASBESTOS AND LEAD PAINT) AND METHOD OF REMOVAL.
- METHOD OF INSTALLATION OF NEW SERVICES INCLUDING DUCTWORK, LIGHTING, DRAINAGE, ELECTRICAL CABLING ETC.
 - DA RCPS PROVIDE INDICATIVE ZONES OF NEW AND EXISTING CEILINGS, AS WELL AS AREAS OF NO CEILING. CEILING DESIGN IS SUBJECT TO ONGOING COORDINATION OF CEILING SERVICES AND EXPLORATION OF EXISTING CONDITIONS.
 - EXISTING CEILINGS SHOWN TO BE RETAINED MAY REQUIRE REMOVAL, INSTALLATION OF FIRE RATED CEILING ABOVE, AND REINSTALLATION OF CEILING IN PLACE, TO COMPLY WITH NCC FIRE SEPARATION REQUIREMENTS.



1 PLAN Lower Ground
1:100

03	31/7/22	For Approval	TC
02	25/7/22	Review Set	TC
01	14/7/22	Review Set	AL
rev	date	name	by

Darlinghurst Collection
BLD3: 110-122, Oxford St
Darlinghurst NSW 2010

Reflected Ceiling Plans Scale
Proposed RCP - Lower Ground 1:100 @ A1

Project Code First Issued
TDC 14/7/22

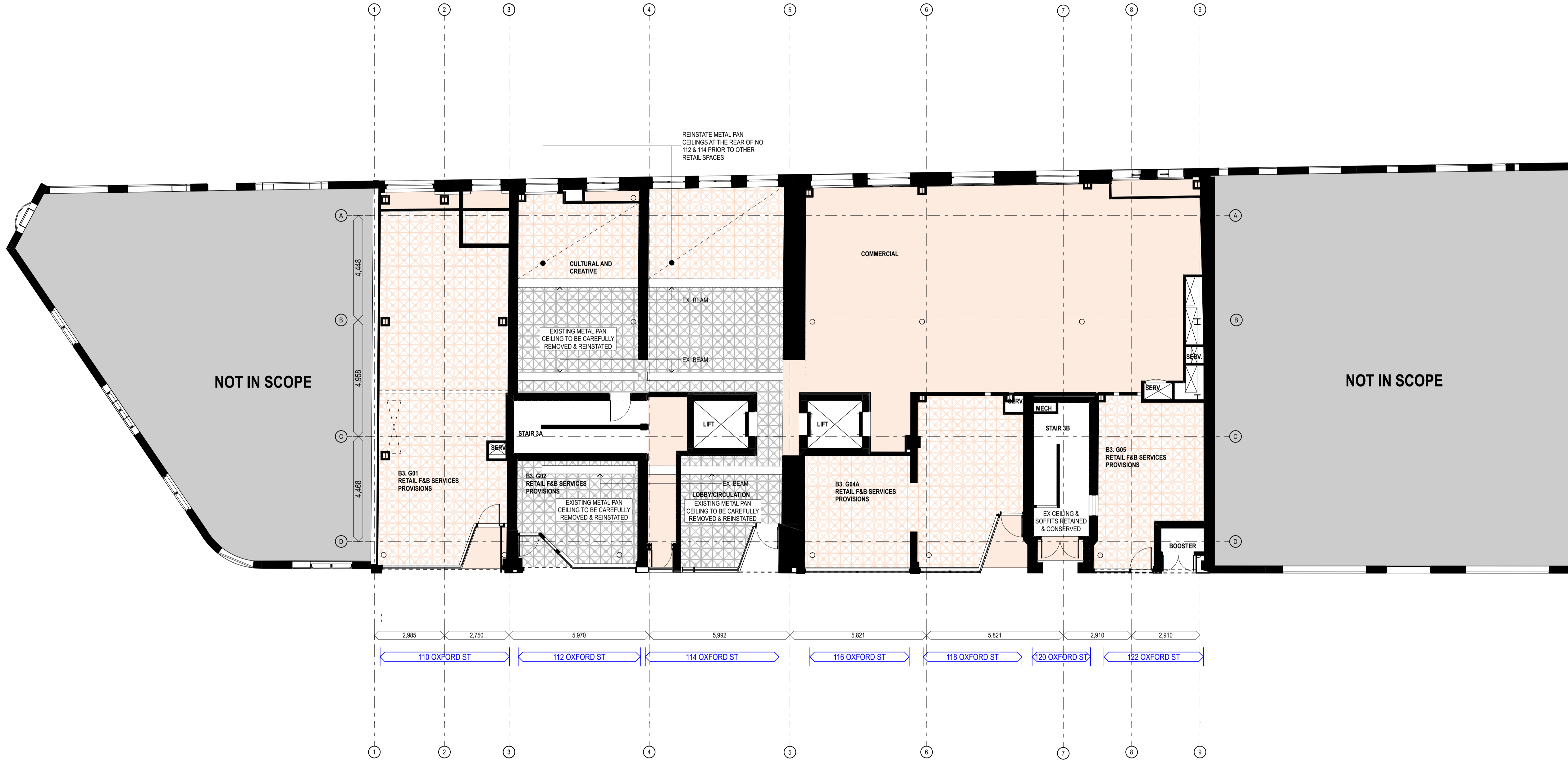
Sheet No. Rev
A-23051 03

- General notes**
- All dimensions and existing conditions shall be checked and verified by the contractor before proceeding with the work.
 - All levels relative to 'Australian Height Datum'.
 - Do not scale drawings.
 - Use figured dimensions only.

Legend

- EXISTING PRESSED METAL CEILING
CEILING TO BE CAREFULLY REMOVED, SAFELY STORED, & REINSTATED TO ALLOW FOR INSTALLATION OF FIRE RATED CEILING & INSULATION ABOVE. CEILING TO BE RESTORED AND REPAINTED TO HERITAGE ARCHITECT'S DETAILS. PATTERN IS INDICATIVE ONLY, NOT REPRESENTATIVE OF ON-SITE.
- EXISTING SALVAGED SOUND PRESSED METAL CEILING PANELS
SOUND CEILING PANELS FROM WITHIN THE BUILDING CAREFULLY REMOVED, SAFELY STORED, GATHERED & FOR INSTALLATION OF FIRE RATED CEILING & INSULATION ABOVE. SALVAGED HERITAGE CEILING PANELS GATHERED & STORED WITHIN PUBLICLY ACCESSIBLE AREAS, REPAINTED TO HERITAGE ARCHITECT'S DETAILS. PATTERN IS INDICATIVE ONLY, NOT REPRESENTATIVE OF ON-SITE APPEARANCE.
- NEW FIRE RATED CEILING
INSTALLED TO PROVIDE FIRE SEPARATION TO COMPLY WITH NCC REQUIREMENTS, TYPICALLY DIRECT FIX TO STRUCTURE.
- NEW SUSPENDED CEILING BELOW FIRE RATED CEILING
INSTALLED TO PROVIDE FIRE SEPARATION TO COMPLY WITH NCC REQUIREMENTS, TYPICALLY DIRECT FIX TO STRUCTURE.
- EXPOSED JOISTS
EXISTING OR NEW FLOOR JOISTS OF THE LEVEL ABOVE.
- NEW CEILING
DECORATIVE CEILING TO LOBBIES.
- NEW SUSPENDED CEILING
TO CONCEAL SERVICES ABOVE BATHROOMS & TEA POINTS.
- NO CEILING, EXPOSED STRUCTURE.

- NOTES**
1. EXTENT OF EXISTING CEILING IS INDICATIVE, BASED ON VISIBLE MATERIAL SITE INSPECTION. STRUCTURE (EXPOSED AND CONCEALED) NOT SHOWN.
 2. EXTENT OF RETENTION OF EXISTING ORIGINAL CEILINGS IS SUBJECT TO CONFIRMATION THROUGH THE DESIGN DEVELOPMENT PHASE OF THE PROJECT AND IS DEPENDENT ON THE FOLLOWING:
- INVESTIGATION OF EXISTING NON-FIRE RATED ELEMENTS IN THE CEILING CAVITY BUILDABILITY STUDIES TO CONFIRM HOW NEW STRUCTURE IS INSTALLED.
- CONFIRMATION OF EXTENT OF HAZARDOUS MATERIALS (IE. ASBESTOS AND LEAD PAINT) AND METHOD OF REMOVAL.
- METHOD OF INSTALLATION OF NEW SERVICES INCLUDING DUCTWORK, LIGHTING, DRAINAGE, ELECTRICAL CABLING ETC.
 3. DA RCPS PROVIDE INDICATIVE ZONES OF NEW AND EXISTING CEILINGS, AS WELL AS AREAS OF NO CEILING. CEILING DESIGN IS SUBJECT TO ONGOING COORDINATION OF CEILING SERVICES AND EXPLORATION OF EXISTING CONDITIONS.
 4. EXISTING CEILINGS SHOWN TO BE RETAINED MAY REQUIRE REMOVAL, INSTALLATION OF FIRE RATED CEILING ABOVE, AND REINSTALLATION OF CEILING IN PLACE, TO COMPLY WITH NCC FIRE SEPARATION REQUIREMENTS.



161

1 PLAN Ground Floor
1:100

03	31/7/22	For Approval	TC
02	29/7/22	Review Set	TC
01	14/7/22	Review Set	AL
rev	date	name	by

Darlinghurst Collection
BLD3: 110-122, Oxford St
Darlinghurst NSW 2010

Reflected Ceiling Plans Scale
Proposed RCP - Ground Level 1:100 @ A1

Project Code First Issued
TDC 14/7/22

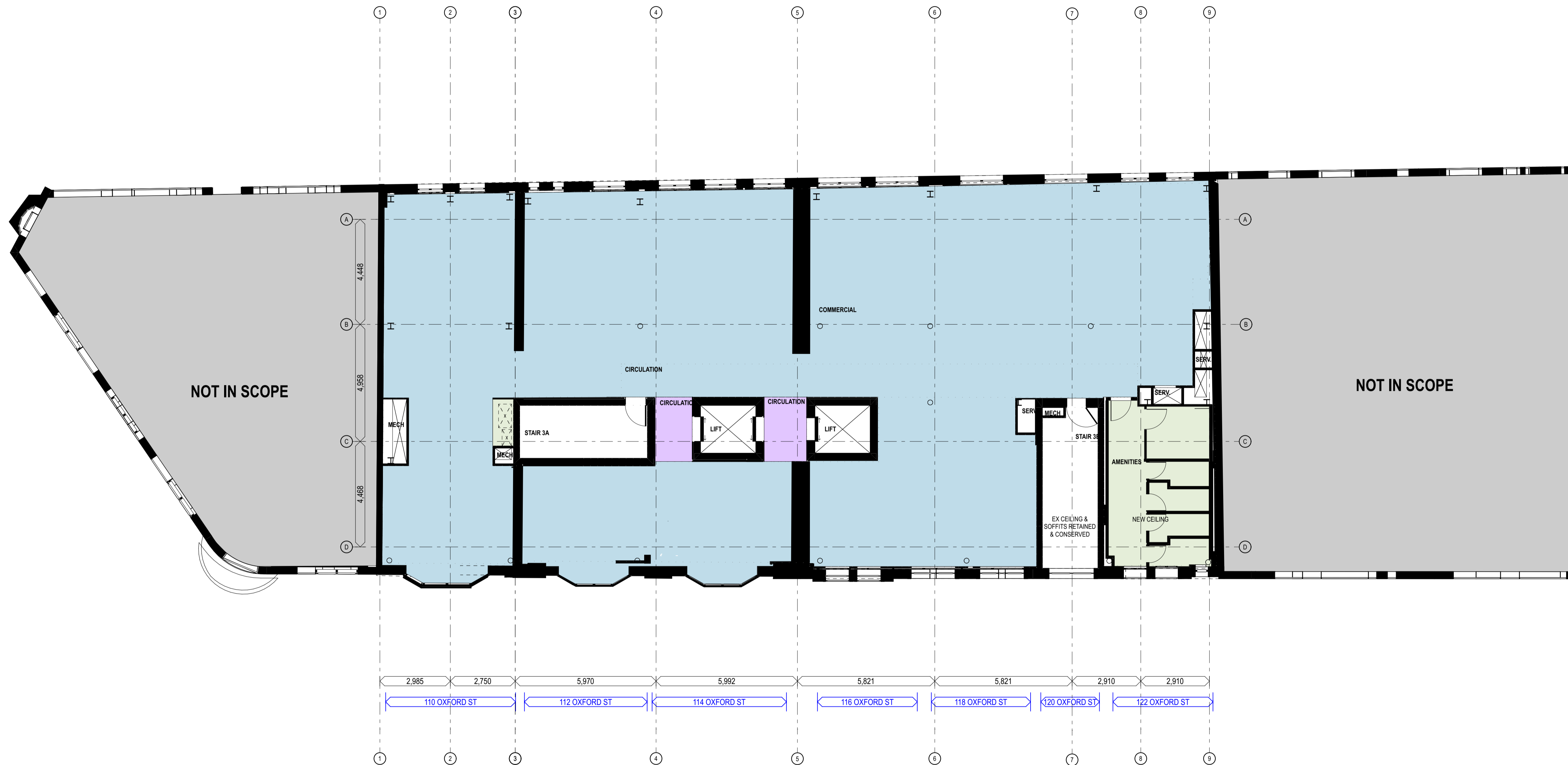
Sheet No. Rev
A-23052 03

- General notes**
- All dimensions and existing conditions shall be checked and verified by the contractor before proceeding with the work.
 - All levels relative to 'Australian Height Datum'.
 - Do not scale drawings.
 - Use figured dimensions only.

Legend

- EXISTING PRESERVED METAL CEILING
CEILING TO BE CAREFULLY REMOVED, SAFELY STORED, & REINSTATED TO ALLOW FOR INSTALLATION OF FIRE RATED CEILING & INSULATION ABOVE. CEILING TO BE RESTORED AND REPAINTED TO HERITAGE ARCHITECT'S DETAILS. PATTERN IS INDICATIVE ONLY, NOT REPRESENTATIVE OF ON-SITE.
- EXISTING SALVAGED SOUND PRESERVED METAL CEILING PANELS
SOUND CEILING PANELS FROM WITHIN THE BUILDING CAREFULLY REMOVED, SAFELY STORED, GATHERED & FOR INSTALLATION OF FIRE RATED CEILING & INSULATION ABOVE. SALVAGED HERITAGE CEILING PANELS GATHERED & STORED WITHIN PUBLICLY ACCESSIBLE AREAS, REPAINTED TO HERITAGE ARCHITECT'S DETAILS. PATTERN IS INDICATIVE ONLY, NOT REPRESENTATIVE OF ON-SITE APPEARANCE.
- NEW FIRE RATED CEILING
INSTALLED TO PROVIDE FIRE SEPARATION TO COMPLY WITH NCC REQUIREMENTS, TYPICALLY DIRECT FIX TO STRUCTURE.
- NEW SUSPENDED CEILING BELOW FIRE RATED CEILING
INSTALLED TO PROVIDE FIRE SEPARATION TO COMPLY WITH NCC REQUIREMENTS, TYPICALLY DIRECT FIX TO STRUCTURE.
- EXPOSED JOISTS
EXISTING OR NEW FLOOR JOISTS OF THE LEVEL ABOVE.
- NEW CEILING
DECORATIVE CEILING TO LOBBYS
- NEW SUSPENDED CEILING
TO CONCEAL SERVICES ABOVE BATHROOMS & TEA POINTS
- NO CEILING, EXPOSED STRUCTURE

- NOTES**
1. EXTENT OF EXISTING CEILING IS INDICATIVE, BASED ON VISIBLE MATERIAL SITE INSPECTION. STRUCTURE (EXPOSED AND CONCEALED) NOT SHOWN.
 2. EXTENT OF RETENTION OF EXISTING ORIGINAL CEILINGS IS SUBJECT TO CONFIRMATION THROUGH THE DESIGN DEVELOPMENT PHASE OF THE PROJECT AND IS DEPENDENT ON THE FOLLOWING:
- INVESTIGATION OF EXISTING NON-FIRE RATED ELEMENTS IN THE CEILING CAVITY BUILDABILITY STUDIES TO CONFIRM HOW NEW STRUCTURE IS INSTALLED.
- CONFIRMATION OF EXTENT OF HAZARDOUS MATERIALS (IE. ASBESTOS AND LEAD PAINT) AND METHOD OF REMOVAL.
- METHOD OF INSTALLATION OF NEW SERVICES INCLUDING DUCTWORK, LIGHTING, DRAINAGE, ELECTRICAL CABLING ETC.
 3. DA RCPS PROVIDE INDICATIVE ZONES OF NEW AND EXISTING CEILINGS, AS WELL AS AREAS OF NO CEILING. CEILING DESIGN IS SUBJECT TO ONGOING COORDINATION OF CEILING SERVICES AND EXPLORATION OF EXISTING CONDITIONS.
 4. EXISTING CEILINGS SHOWN TO BE RETAINED MAY REQUIRE REMOVAL, INSTALLATION OF FIRE RATED CEILING ABOVE, AND REINSTALLATION OF CEILING IN PLACE, TO COMPLY WITH NCC FIRE SEPARATION REQUIREMENTS.



162

1 PLAN Level 1
1:100

03	31/7/22	For Approval	TC
02	25/7/22	Review Set	TC
01	14/7/22	Review Set	AL
rev	date	name	by

Darlinghurst Collection
BLD3: 110-122, Oxford St
Darlinghurst NSW 2010

Reflected Ceiling Plans Scale
Proposed RCP - Level 1 1:100 @ A1

Project Code First Issued
TDC 14/7/22

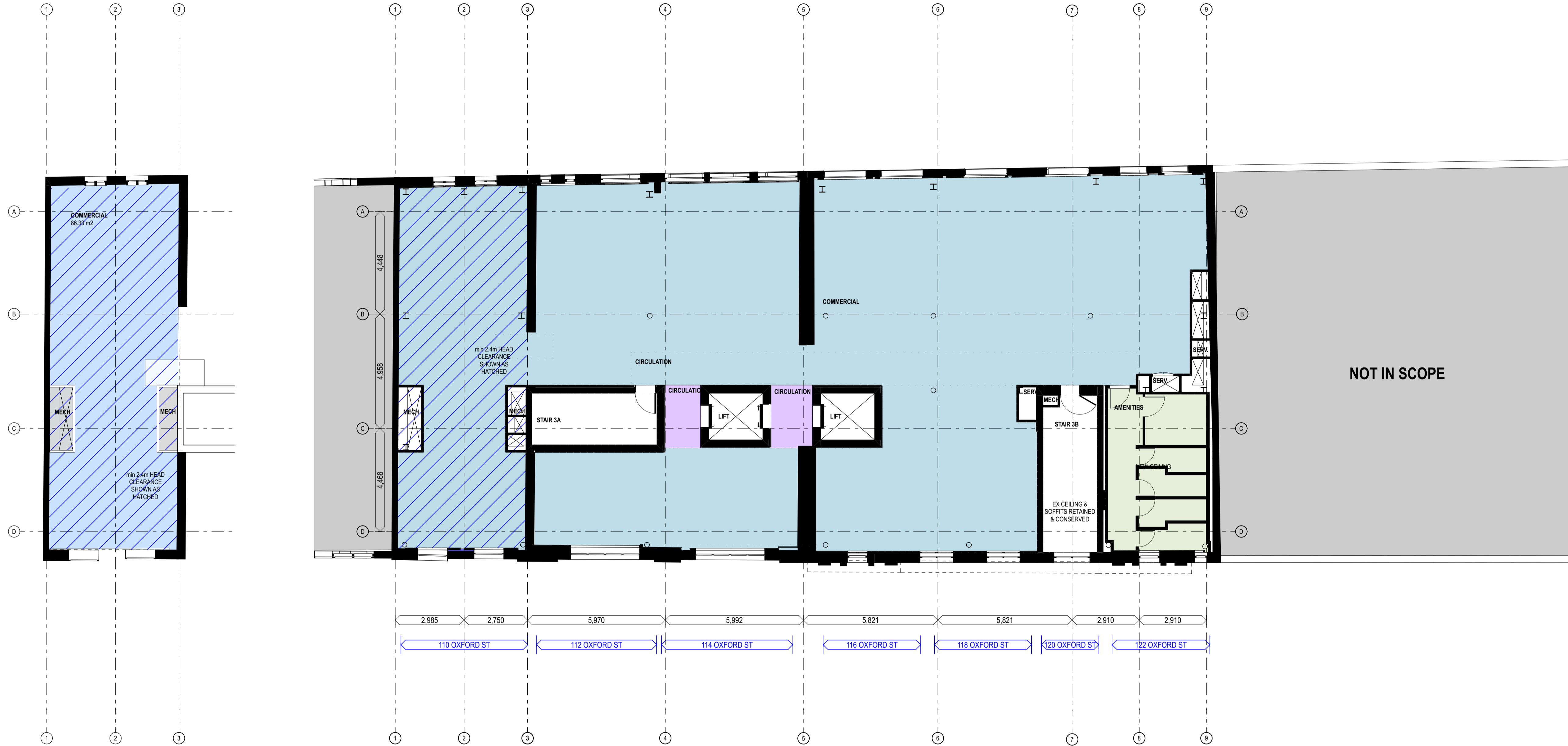
Sheet No. Rev
A-23053 03

- General notes**
- All dimensions and existing conditions shall be checked and verified by the contractor before proceeding with the work.
 - All levels relative to 'Australian Height Datum'.
 - Do not scale drawings.
 - Use figured dimensions only.

Legend

- EXISTING PRESSED METAL CEILING
CEILING TO BE CAREFULLY REMOVED, SAFELY STORED, & REINSTATED TO ALLOW FOR INSTALLATION OF FIRE RATED CEILING & INSULATION ABOVE. CEILING TO BE RESTORED AND REPAINTED TO HERITAGE ARCHITECT'S DETAILS. PATTERN IS INDICATIVE ONLY, NOT REPRESENTATIVE OF ON-SITE.
- EXISTING SALVAGED SOUND PRESSED METAL CEILING PANELS
SOUND CEILING PANELS FROM WITHIN THE BUILDING CAREFULLY REMOVED, SAFELY STORED, GATHERED & FOR INSTALLATION OF FIRE RATED CEILING & INSULATION ABOVE. SALVAGED HERITAGE CEILING PANELS GATHERED & STORED WITHIN PUBLICLY ACCESSIBLE AREAS, REPAINTED TO HERITAGE ARCHITECT'S DETAILS. PATTERN IS INDICATIVE ONLY, NOT REPRESENTATIVE OF ON-SITE APPEARANCE.
- NEW FIRE RATED CEILING
INSTALLED TO PROVIDE FIRE SEPARATION TO COMPLY WITH NCC REQUIREMENTS, TYPICALLY DIRECT FIX TO STRUCTURE.
- NEW SUSPENDED CEILING BELOW FIRE RATED CEILING
INSTALLED TO PROVIDE FIRE SEPARATION TO COMPLY WITH NCC REQUIREMENTS, TYPICALLY DIRECT FIX TO STRUCTURE.
- EXPOSED JOISTS
EXISTING OR NEW FLOOR JOISTS OF THE LEVEL ABOVE.
- NEW CEILING
DECORATIVE CEILING TO LOBBIES.
- NEW SUSPENDED CEILING
TO CONCEAL SERVICES ABOVE BATHROOMS & TEA POINTS.
- NO CEILING, EXPOSED STRUCTURE

- NOTES**
- EXTENT OF EXISTING CEILING IS INDICATIVE, BASED ON VISIBLE MATERIAL SITE INSPECTION. STRUCTURE (EXPOSED AND CONCEALED) NOT SHOWN.
 - EXTENT OF RETENTION OF EXISTING ORIGINAL CEILINGS IS SUBJECT TO CONFIRMATION THROUGH THE DESIGN DEVELOPMENT PHASE OF THE PROJECT AND IS DEPENDENT ON THE FOLLOWING:
- INVESTIGATION OF EXISTING NON-FIRE RATED ELEMENTS IN THE CEILING CAVITY BUILDABILITY STUDIES TO CONFIRM HOW NEW STRUCTURE IS INSTALLED.
- CONFIRMATION OF EXTENT OF HAZARDOUS MATERIALS (IE. ASBESTOS AND LEAD PAINT) AND METHOD OF REMOVAL.
- METHOD OF INSTALLATION OF NEW SERVICES INCLUDING DUCTWORK, LIGHTING, DRAINAGE, ELECTRICAL CABLING ETC.
 - DA RCPS PROVIDE INDICATIVE ZONES OF NEW AND EXISTING CEILINGS, AS WELL AS AREAS OF NO CEILING. CEILING DESIGN IS SUBJECT TO ONGOING COORDINATION OF CEILING SERVICES AND EXPLORATION OF EXISTING CONDITIONS.
 - EXISTING CEILINGS SHOWN TO BE RETAINED MAY REQUIRE REMOVAL, INSTALLATION OF FIRE RATED CEILING ABOVE, AND REINSTALLATION OF CEILING IN PLACE, TO COMPLY WITH NCC FIRE SEPARATION REQUIREMENTS.



163

2 SECTION Mezzanine
1:100

1 PLAN Level 2
1:100

03	31/7/22	For Approval	TC
02	25/7/22	Review Set	TC
01	14/7/22	Review Set	AL
rev	date	name	by

Darlinghurst Collection
BLD3: 110-122, Oxford St
Darlinghurst NSW 2010

Reflected Ceiling Plans Scale
Proposed RCP - Level 2 1:100 @ A1

Project Code First Issued
TDC 14/7/22

Sheet No. Rev
A-23054 03

- General notes**
- All dimensions and existing conditions shall be checked and verified by the contractor before proceeding with the work.
 - All levels relative to 'Australian Height Datum'.
 - Do not scale drawings.
 - Use figured dimensions only.

Legend

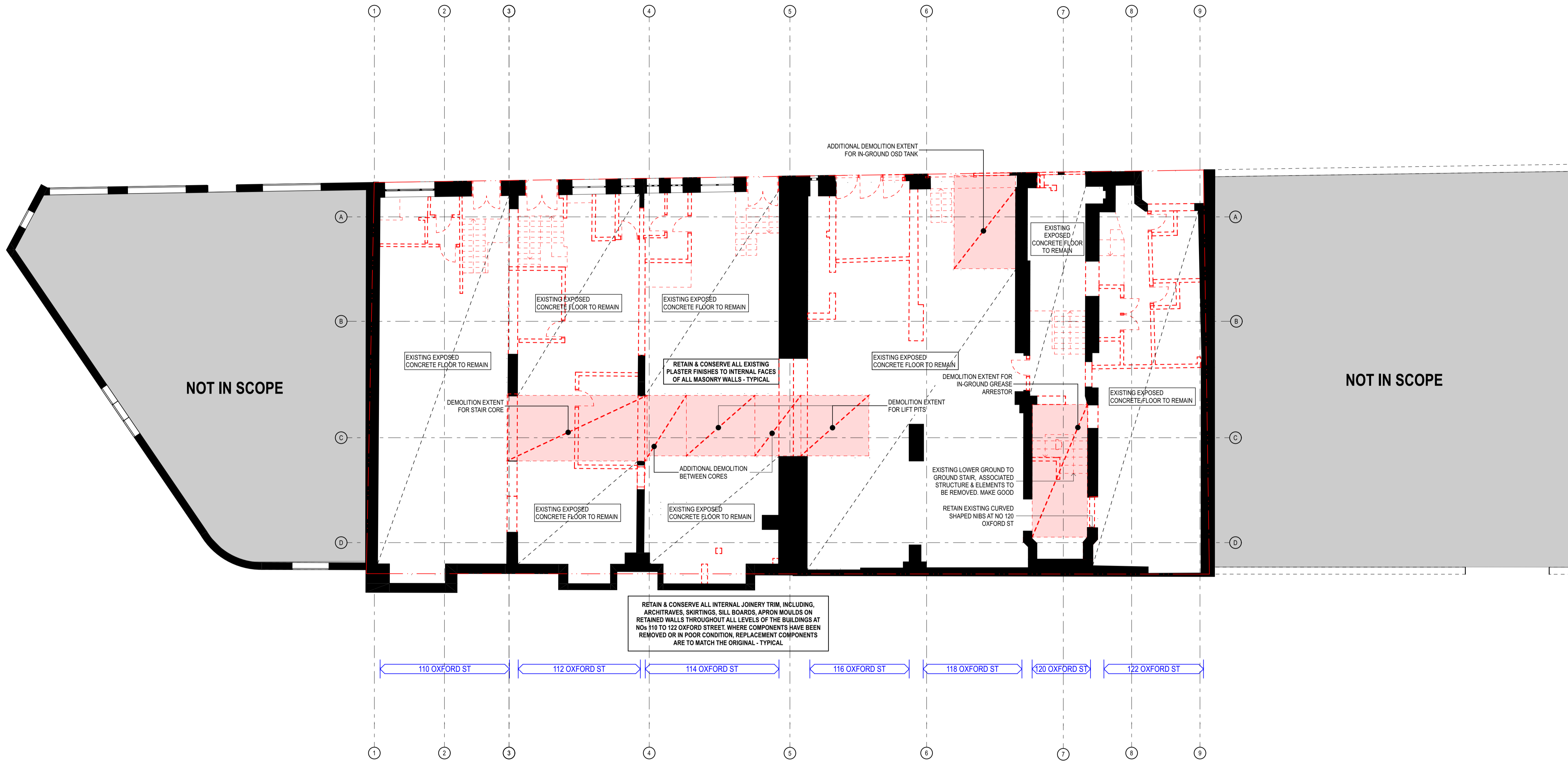
- EXISTING FABRIC
- EXISTING FABRIC TO BE REMOVED
- EXISTING FLOOR BOARDS & JOISTS OR ROOF TO BE REMOVED
- EXISTING FLOOR FINISH TO BE REMOVED. REFER TO NOTES ON FLOOR FINISH TYPE
- EXISTING EXPOSED FLOOR SUBSTRATE TO BE RETAINED. REFER TO NOTES ON PLAN FOR SUBSTRATE TYPE
- EXISTING FLOOR AND ASSOCIATED JOISTS TO BE CAREFULLY REMOVED AND REINSTATED AT THE NEW LEVEL

GENERAL NOTES

- REMOVE EXTERNAL PAINTWORK TO EXPOSE EXISTING BRICK AND SANDSTONE WORK. REFER TO FINISHES SCHEDULE FOR TREATMENTS
- WHERE PAINTWORK HAS BEEN APPLIED TO THE GLAZING OR TILING OF THE SHOPFRONT COMPONENTS TO BE RETAINED, THAT PAINTWORK MUST BE REMOVED TO EXPOSE ORIGINAL ELEMENTS.
- ALL EXISTING SANITARY DRAINAGE, BUILDING SERVICES PLANT, INSTALLATIONS AND RETICULATION COMPONENTS OF BUILDING SERVICES (DUCTWORK, CONDUIT AND THE LIKE) AND ANY ASSOCIATED FIXINGS, MUST BE REMOVED FROM ALL FACADES OF THE BUILDINGS AND THE BUILDINGS MADE GOOD.
- ALL EXISTING SIGNAGE AND EXTERNAL LIGHT FIXTURES ON ANY FACADE OR AWNING INSTALLED POST 1945 MUST BE REMOVED AND THE FACADES MADE GOOD.
- ALL NON-ORIGINAL ATTACHMENTS TO THE ROOFS, SOFFITS, BRACKETS AND FASCIAS OF THE AWNINGS INCLUDING THE TIMBER PLYWOOD, THE BUILDING SERVICES, EXTERNAL LIGHTING AND SIGNAGE, MUST BE REMOVED.
- ALL NON-ORIGINAL SANITARY DRAINAGE, BUILDING SERVICES PLANT, INSTALLATIONS AND RETICULATION COMPONENTS OF BUILDING SERVICES (DUCTWORK, CONDUIT AND THE LIKE) AND ANY ASSOCIATED FIXINGS, MUST BE REMOVED FROM ALL FACADES MADE GOOD UNLESS NOTED OTHERWISE.

HERITAGE BUILDING NOTES

- REFER TO CONSERVATION OF WORKS SCHEDULE BY URBS.
- REFER TO VDM DOCUMENTATION FOR STRUCTURAL SUPPORTS, DEMOLITION METHODOLOGY & STAGING.
- EXISTING CONSTRUCTION SHOWN ON THESE DOCUMENTS ARE INDICATIVE ONLY & MUST BE VERIFIED ON SITE PRIOR TO THE COMMENCEMENT OF ANY DEMOLITION & CONSTRUCTION WORKS. NOTIFY THE ARCHITECT & OR SUPERINTENDENT FOR INSTRUCTION PRIOR TO PROCEEDING.
- SET OUTS SHOWN ARE BASED ON EXISTING ELEMENTS. CHECK & VERIFY ON SITE ALL MEASUREMENTS & SET OUTS PRIOR TO THE COMMENCEMENT OF ANY DEMOLITION & CONSTRUCTION.
- THE CONTRACTOR IS REQUIRED, PRIOR TO ANY CONSTRUCTION TO FULLY INFORM THEMSELVES OF THE HERITAGE & ARCHAEOLOGICAL REQUIREMENTS & CARRY OUT THE WORK IN ACCORDANCE WITH SUCH, INCLUDING PROTOCOLS, PROCEDURES & MANAGEMENT METHODS. THESE ISSUES & REQUIREMENTS ARE FURTHER OUTLINED IN THE HERITAGE ARCHITECT'S DETAILS, SPECIFICATION & SCHEDULE OF WORK FOR THE BUILDINGS. THESE DOCUMENTS PROVIDE INSTRUCTION IN RELATION TO:
 - DEMOLITION & OR REPAIR OF EXISTING CONSTRUCTION.
 - REPAIR, RETENTION & OR PRESERVATION ON ALL EXISTING CONSTRUCTION TO BE RETAINED & ITS PREPARATION FOR THE NEW WORKS.
 - HOLD POINTS ASSOCIATED WITH PREPARATION OF CONTROL ITEMS OR TEMPORARY REPAIR WORKS.
- IF THE CONTRACTOR UNCOVERS UNDOCUMENTED ITEMS OF SIGNIFICANCE DURING DEMOLITION OR PREPARATORY WORKS, THEY ARE REQUIRED TO CONSULT WITH THE ARCHITECT & OR SUPERINTENDENT (OR AS DIRECTED UNDER THE CONTRACT) PRIOR TO PROCEEDING WITH ANY WORKS THAT MAY HAVE AN IMPACT ON THE UNCOVERED ITEMS.
- THE CONTRACTOR MUST APPROACH THE WORKS IN A VERY CAREFUL, METHODOICAL & METICULOUS MANNER TO ENSURE THAT THE RISK OF DAMAGE TO THE RETAINED EXISTING STRUCTURE, ELEMENTS & SURROUNDING SPACE IS KEPT TO A MINIMUM & IS INSTALLED WITH THE LEAST DETRIMENTAL VISUAL & PHYSICAL IMPACT.
- ARCHITECT TO BE ADVISED & NOTIFIED ON SITE PRIOR TO INSTALLING THE FINAL EXACT LOCATION OF CABLES, DUCTS, POSITIONING OF EQUIPMENT, MOUNTING & FIXING OF NEW ELEMENTS & SERVICES.
- ALL TYPICAL JUNCTIONS BETWEEN FINISHES OF EXISTING RETAINED & NEW WORKS TO BE REVIEWED WITH THE ARCHITECT PRIOR TO INSTALLATION CONSTRUCTION



RETAIN & CONSERVE ALL INTERNAL JOINERY TRIM, INCLUDING, ARCHITRAVES, SKIRTINGS, SILL BOARDS, APRON MOULDS ON RETAINED WALLS THROUGHOUT ALL LEVELS OF THE BUILDINGS AT NOS 110 TO 122 OXFORD STREET, WHERE COMPONENTS HAVE BEEN REMOVED OR IN POOR CONDITION, REPLACEMENT COMPONENTS ARE TO MATCH THE ORIGINAL - TYPICAL

110 OXFORD ST | 112 OXFORD ST | 114 OXFORD ST | 116 OXFORD ST | 118 OXFORD ST | 120 OXFORD ST | 122 OXFORD ST

1 PLAN Lower Ground 1:100

rev	date	name	by
02	3/9/22	For Approval	TC
01	15/7/22	Review Set	AL

Darlinghurst Collection
BLD3: 110-122, Oxford St
Darlinghurst NSW 2010

Demolition Plans **Scale**
Demolition Plan - Lower Ground 1:100 @ A1

Project Code **First Issued**
TDC 15/7/22

Sheet No. **Rev**
A-23101 02

- General notes**
- All dimensions and existing conditions shall be checked and verified by the contractor before proceeding with the work.
 - All levels relative to 'Australian Height Datum'.
 - Do not scale drawings.
 - Use figured dimensions only.

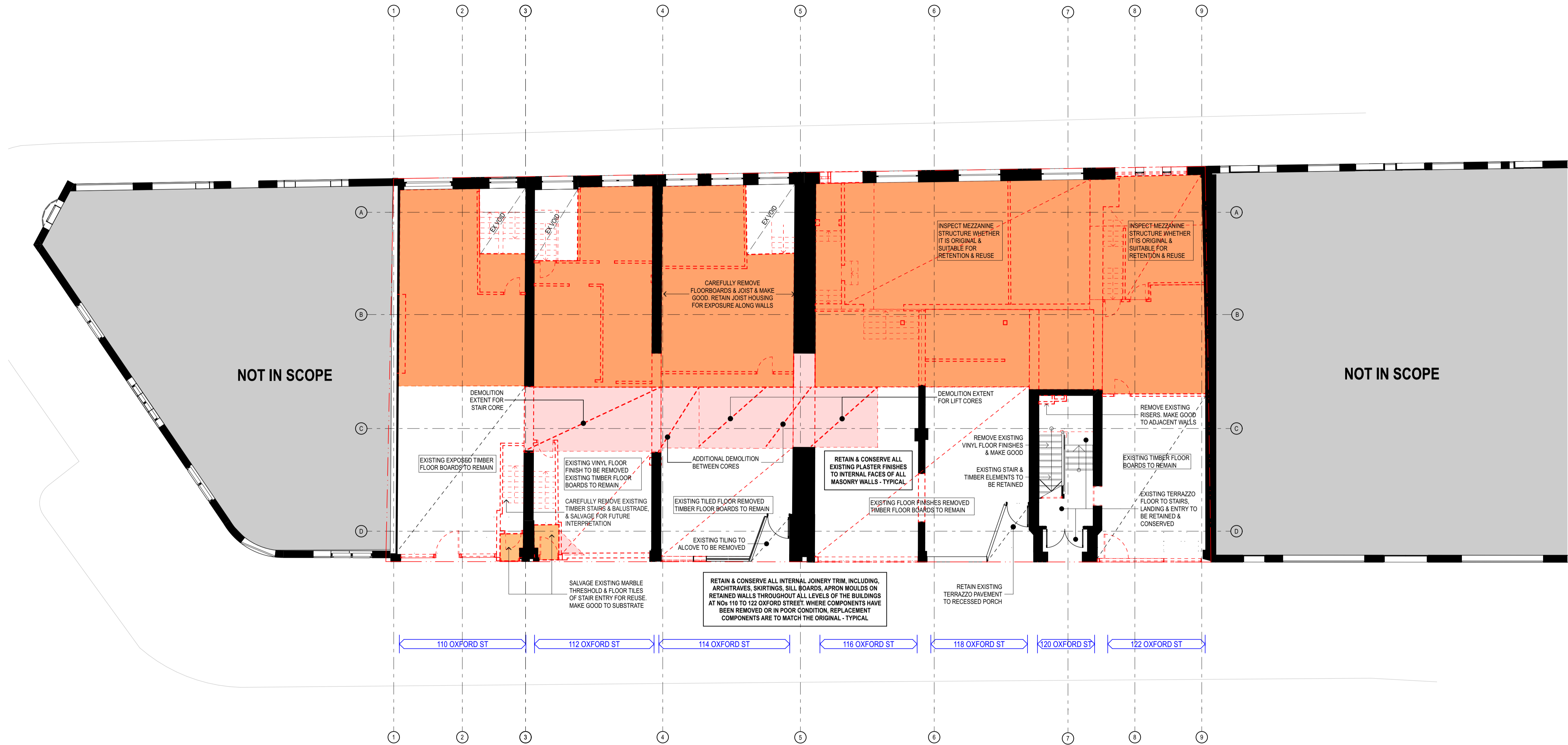
- Legend**
- EXISTING FABRIC
 - EXISTING FABRIC TO BE REMOVED
 - EXISTING FLOOR BOARDS & JOISTS OR ROOF TO BE REMOVED
 - EXISTING FLOOR FINISH TO BE REMOVED. REFER TO NOTES ON FLOOR FINISH TYPE
 - EXISTING EXPOSED FLOOR SUBSTRATE TO BE RETAINED. REFER TO NOTES ON PLAN FOR SUBSTRATE TYPE
 - EXISTING FLOOR AND ASSOCIATED JOISTS TO BE CAREFULLY REMOVED AND REINSTATED AT THE NEW LEVEL

GENERAL NOTES

- REMOVE EXTERNAL PAINTWORK TO EXPOSE EXISTING BRICK AND SANDSTONE WORK. REFER TO FINISHES SCHEDULE FOR TREATMENTS
- WHERE PAINTWORK HAS BEEN APPLIED TO THE GLAZING OR TILING OF THE SHOPFRONT COMPONENTS TO BE RETAINED, THAT PAINTWORK MUST BE REMOVED TO EXPOSE ORIGINAL ELEMENTS.
- ALL EXISTING SANITARY DRAINAGE, BUILDING SERVICES PLANT, INSTALLATIONS AND RETICULATION COMPONENTS OF BUILDING SERVICES (DUCTWORK, CONDUIT AND THE LIKE) AND ANY ASSOCIATED FIXINGS, MUST BE REMOVED FROM ALL FACADES OF THE BUILDINGS AND THE BUILDINGS MADE GOOD.
- ALL EXISTING SIGNAGE AND EXTERNAL LIGHT FIXTURES ON ANY FACADE OR AWNING INSTALLED POST 1945 MUST BE REMOVED AND THE FACADES MADE GOOD.
- ALL NON-ORIGINAL ATTACHMENTS TO THE ROOFS, SOFFITS, BRACKETS AND FASCIAS OF THE AWNINGS INCLUDING THE TIMBER PLYWOOD, THE BUILDING SERVICES, EXTERNAL LIGHTING AND SIGNAGE, MUST BE REMOVED.
- ALL NON-ORIGINAL SANITARY DRAINAGE, BUILDING SERVICES PLANT, INSTALLATIONS AND RETICULATION COMPONENTS OF BUILDING SERVICES (DUCTWORK, CONDUIT AND THE LIKE) AND ANY ASSOCIATED FIXINGS, MUST BE REMOVED FROM ALL FACADES MADE GOOD UNLESS NOTED OTHERWISE.

HERITAGE BUILDING NOTES

- REFER TO CONSERVATION OF WORKS SCHEDULE BY URBS.
- REFER TO VDM DOCUMENTATION FOR STRUCTURAL SUPPORTS, DEMOLITION METHODOLOGY & STAGING.
- EXISTING CONSTRUCTION SHOWN ON THESE DOCUMENTS ARE INDICATIVE ONLY & MUST BE VERIFIED ON SITE PRIOR TO THE COMMENCEMENT OF ANY DEMOLITION & CONSTRUCTION WORKS. NOTIFY THE ARCHITECT & OR SUPERINTENDENT FOR INSTRUCTION PRIOR TO PROCEEDING.
- SET OUTS SHOWN ARE BASED ON EXISTING ELEMENTS. CHECK & VERIFY ON SITE ALL MEASUREMENTS & SET OUTS PRIOR TO THE COMMENCEMENT OF ANY DEMOLITION & CONSTRUCTION.
- THE CONTRACTOR IS REQUIRED, PRIOR TO ANY CONSTRUCTION TO FULLY INFORM THEMSELVES OF THE HERITAGE & ARCHAEOLOGICAL REQUIREMENTS & CARRY OUT THE WORK IN ACCORDANCE WITH SUCH, INCLUDING PROTOCOLS, PROCEDURES & MANAGEMENT METHODS. THESE ISSUES & REQUIREMENTS ARE FURTHER OUTLINED IN THE HERITAGE ARCHITECT'S DETAILS, SPECIFICATION & SCHEDULE OF WORK FOR THE BUILDINGS. THESE DOCUMENTS PROVIDE INSTRUCTION IN RELATION TO:
 - DEMOLITION & OR REPAIR OF EXISTING CONSTRUCTION
 - REPAIR, RETENTION & OR PRESERVATION ON ALL EXISTING CONSTRUCTION TO BE RETAINED & ITS PREPARATION FOR THE NEW WORKS.
 - HOLD POINTS ASSOCIATED WITH PREPARATION OF CONTROL ITEMS OR TEMPORARY REPAIR WORKS.
- IF THE CONTRACTOR UNCOVERS UNDOCUMENTED ITEMS OF SIGNIFICANCE DURING DEMOLITION OR PREPARATORY WORKS, THEY ARE REQUIRED TO CONSULT WITH THE ARCHITECT & OR SUPERINTENDENT (OR AS DIRECTED UNDER THE CONTRACT) PRIOR TO PROCEEDING WITH ANY WORKS THAT MAY HAVE AN IMPACT ON THE UNCOVERED ITEMS.
- THE CONTRACTOR MUST APPROACH THE WORKS IN A VERY CAREFUL, METHODOICAL & METICULOUS MANNER TO ENSURE THAT THE RISK OF DAMAGE TO THE RETAINED EXISTING STRUCTURE, ELEMENTS & SURROUNDING SPACE IS KEPT TO A MINIMUM & IS INSTALLED WITH THE LEAST DETRIMENTAL VISUAL & PHYSICAL IMPACT.
- ARCHITECT TO BE ADVISED & NOTIFIED ON SITE PRIOR TO INSTALLING THE FINAL EXACT LOCATION OF CABLES, DUCTS, POSITIONING OF EQUIPMENT, MOUNTING & FIXING OF NEW ELEMENTS & SERVICES.
- ALL TYPICAL JUNCTIONS BETWEEN FINISHES OF EXISTING RETAINED & NEW WORKS TO BE REVIEWED WITH THE ARCHITECT PRIOR TO INSTALLATION/ CONSTRUCTION



rev	date	name	by
02	3/9/22	For Approval	TC
01	15/7/22	Review Set	AL

Darlinghurst Collection
 BLD3: 110-122, Oxford St
 Darlinghurst NSW 2010

Demolition Plans **Scale**
 Demolition Plan - Ground 1:100 @ A1

Project Code **First Issued**
 TDC 15/7/22

Sheet No. **Rev**
 A-23102 02

1 PLAN Ground Floor
 1:100

- General notes**
- All dimensions and existing conditions shall be checked and verified by the contractor before proceeding with the work.
 - All levels relative to 'Australian Height Datum'.
 - Do not scale drawings.
 - Use figured dimensions only.

Legend

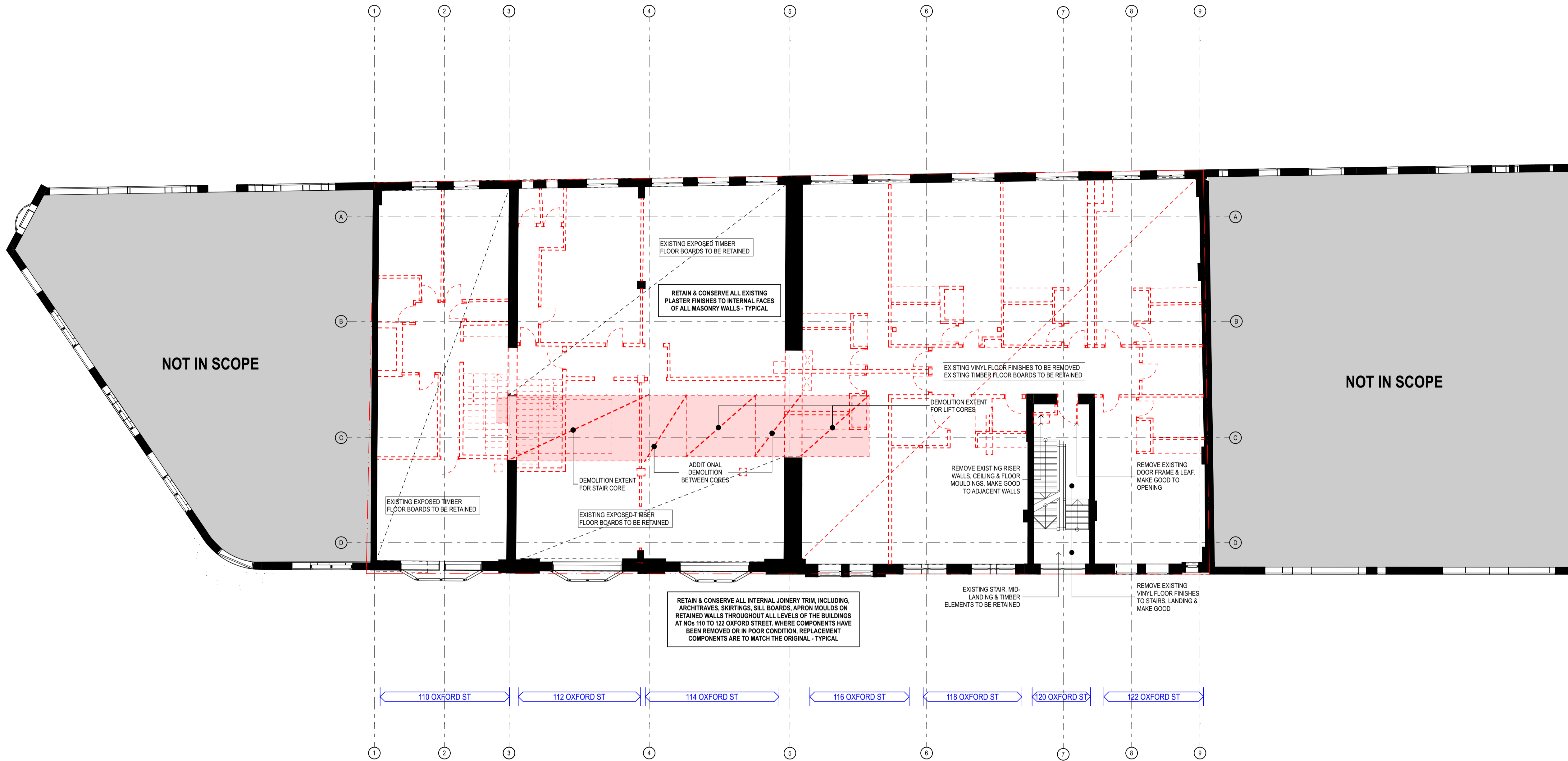
- EXISTING FABRIC
- EXISTING FABRIC TO BE REMOVED
- EXISTING FLOOR BOARDS & JOISTS OR ROOF TO BE REMOVED
- EXISTING FLOOR FINISH TO BE REMOVED. REFER TO NOTES ON FLOOR FINISH TYPE
- EXISTING EXPOSED FLOOR SUBSTRATE TO BE RETAINED. REFER TO NOTES ON PLAN FOR SUBSTRATE TYPE
- EXISTING FLOOR AND ASSOCIATED JOISTS TO BE CAREFULLY REMOVED AND REINSTATED AT THE NEW LEVEL

GENERAL NOTES

- REMOVE EXTERNAL PAINTWORK TO EXPOSE EXISTING BRICK AND SANDSTONE WORK. REFER TO FINISHES SCHEDULE FOR TREATMENTS
- WHERE PAINTWORK HAS BEEN APPLIED TO THE GLAZING OR TILING OF THE SHOPFRONT COMPONENTS TO BE RETAINED, THAT PAINTWORK MUST BE REMOVED TO EXPOSE ORIGINAL ELEMENTS.
- ALL EXISTING SANITARY DRAINAGE, BUILDING SERVICES PLANT, INSTALLATIONS AND RETICULATION COMPONENTS OF BUILDING SERVICES (DUCTWORK, CONDUIT AND THE LIKE) AND ANY ASSOCIATED FIXINGS, MUST BE REMOVED FROM ALL FACADES OF THE BUILDINGS AND THE BUILDINGS MADE GOOD.
- ALL EXISTING SIGNAGE AND EXTERNAL LIGHT FIXTURES ON ANY FACADE OR AWNING INSTALLED POST 1945 MUST BE REMOVED AND THE FACADES MADE GOOD.
- ALL NON-ORIGINAL ATTACHMENTS TO THE ROOFS, SOFFITS, BRACKETS AND FASCIAS OF THE AWNINGS INCLUDING THE TIMBER PLYWOOD, THE BUILDING SERVICES, EXTERNAL LIGHTING AND SIGNAGE, MUST BE REMOVED.
- ALL NON-ORIGINAL SANITARY DRAINAGE, BUILDING SERVICES PLANT, INSTALLATIONS AND RETICULATION COMPONENTS OF BUILDING SERVICES (DUCTWORK, CONDUIT AND THE LIKE) AND ANY ASSOCIATED FIXINGS, MUST BE REMOVED FROM ALL FACADES MADE GOOD UNLESS NOTED OTHERWISE.

HERITAGE BUILDING NOTES

- REFER TO CONSERVATION OF WORKS SCHEDULE BY URBS.
- REFER TO VDM DOCUMENTATION FOR STRUCTURAL SUPPORTS, DEMOLITION METHODOLOGY & STAGING.
- EXISTING CONSTRUCTION SHOWN ON THESE DOCUMENTS ARE INDICATIVE ONLY & MUST BE VERIFIED ON SITE PRIOR TO THE COMMENCEMENT OF ANY DEMOLITION & CONSTRUCTION WORKS. NOTIFY THE ARCHITECT & OR SUPERINTENDENT FOR INSTRUCTION PRIOR TO PROCEEDING.
- SET OUTS SHOWN ARE BASED ON EXISTING ELEMENTS. CHECK & VERIFY ON SITE ALL MEASUREMENTS & SET OUTS PRIOR TO THE COMMENCEMENT OF ANY DEMOLITION & CONSTRUCTION.
- THE CONTRACTOR IS REQUIRED, PRIOR TO ANY CONSTRUCTION TO FULLY INFORM THEMSELVES OF THE HERITAGE & ARCHAEOLOGICAL REQUIREMENTS & CARRY OUT THE WORK IN ACCORDANCE WITH SUCH, INCLUDING PROTOCOLS, PROCEDURES & MANAGEMENT METHODS. THESE ISSUES & REQUIREMENTS ARE FURTHER OUTLINED IN THE HERITAGE ARCHITECT'S DETAILS, SPECIFICATION & SCHEDULE OF WORK FOR THE BUILDINGS. THESE DOCUMENTS PROVIDE INSTRUCTION IN RELATION TO:
 - DEMOLITION & OR REPAIR OF EXISTING CONSTRUCTION
 - REPAIR, RETENTION & OR PRESERVATION ON ALL EXISTING CONSTRUCTION TO BE RETAINED & ITS PREPARATION FOR THE NEW WORKS.
 - HOLD POINTS ASSOCIATED WITH PREPARATION OF CONTROL ITEMS OR TEMPORARY REPAIR WORKS.
- IF THE CONTRACTOR UNCOVERS UNDOCUMENTED ITEMS OF SIGNIFICANCE DURING DEMOLITION OR PREPARATORY WORKS, THEY ARE REQUIRED TO CONSULT WITH THE ARCHITECT & OR SUPERINTENDENT (OR AS DIRECTED UNDER THE CONTRACT) PRIOR TO PROCEEDING WITH ANY WORKS THAT MAY HAVE AN IMPACT ON THE UNCOVERED ITEMS.
- THE CONTRACTOR MUST APPROACH THE WORKS IN A VERY CAREFUL, METHODOICAL & METICULOUS MANNER TO ENSURE THAT THE RISK OF DAMAGE TO THE RETAINED EXISTING STRUCTURE, ELEMENTS & SURROUNDING SPACE IS KEPT TO A MINIMUM & IS INSTALLED WITH THE LEAST DETRIMENTAL VISUAL & PHYSICAL IMPACT.
- ARCHITECT TO BE ADVISED & NOTIFIED ON SITE PRIOR TO INSTALLING THE FINAL EXACT LOCATION OF CABLES, DUCTS, POSITIONING OF EQUIPMENT, MOUNTING & FIXING OF NEW ELEMENTS & SERVICES.
- ALL TYPICAL JUNCTIONS BETWEEN FINISHES OF EXISTING RETAINED & NEW WORKS TO BE REVIEWED WITH THE ARCHITECT PRIOR TO INSTALLATION CONSTRUCTION



168

rev	date	name	by
02	3/9/22	For Approval	TC
01	15/7/22	Review Set	AL

Darlinghurst Collection
BLD3: 110-122, Oxford St
Darlinghurst NSW 2010

Demolition Plans **Scale**
Demolition Plan - Level 1 1:100 @ A1

Project Code **First Issued**
TDC 15/7/22

Sheet No. **Rev**
A-23103 02

1 PLAN Level 1
1:100

- General notes**
- All dimensions and existing conditions shall be checked and verified by the contractor before proceeding with the work.
 - All levels relative to 'Australian Height Datum'.
 - Do not scale drawings.
 - Use figured dimensions only.

Legend

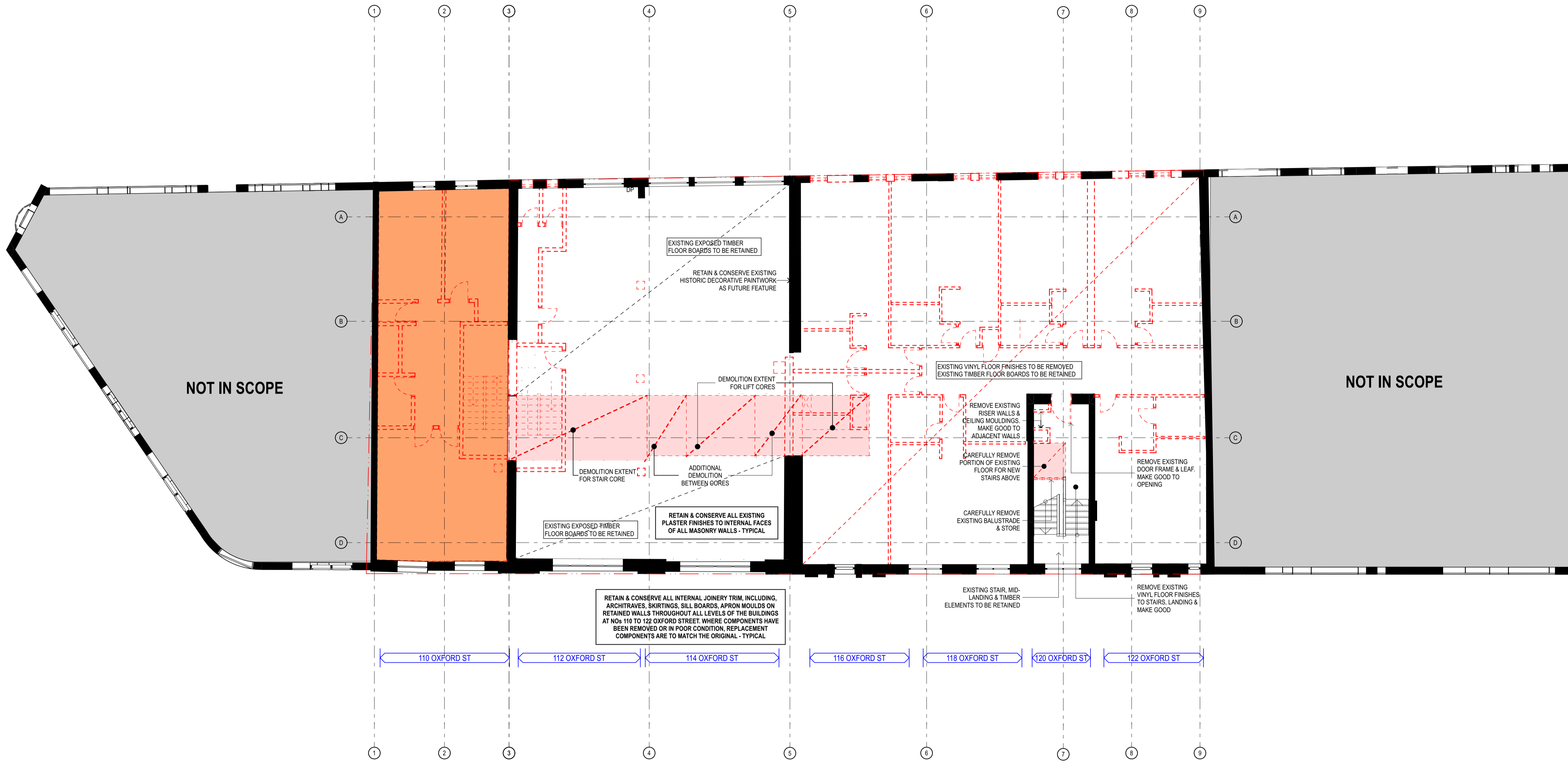
- EXISTING FABRIC
- EXISTING FABRIC TO BE REMOVED
- EXISTING FLOOR BOARDS & JOISTS OR ROOF TO BE REMOVED
- EXISTING FLOOR FINISH TO BE REMOVED. REFER TO NOTES ON FLOOR FINISH TYPE
- EXISTING EXPOSED FLOOR SUBSTRATE TO BE RETAINED. REFER TO NOTES ON PLAN FOR SUBSTRATE TYPE
- EXISTING FLOOR AND ASSOCIATED JOISTS TO BE CAREFULLY REMOVED AND REINSTATED AT THE NEW LEVEL

GENERAL NOTES

- REMOVE EXTERNAL PAINTWORK TO EXPOSE EXISTING BRICK AND SANDSTONE WORK. REFER TO FINISHES SCHEDULE FOR TREATMENTS
- WHERE PAINTWORK HAS BEEN APPLIED TO THE GLAZING OR TILING OF THE SHOPFRONT COMPONENTS TO BE RETAINED, THAT PAINTWORK MUST BE REMOVED TO EXPOSE ORIGINAL ELEMENTS.
- ALL EXISTING SANITARY DRAINAGE, BUILDING SERVICES PLANT, INSTALLATIONS AND RETICULATION COMPONENTS OF BUILDING SERVICES (DUCTWORK, CONDUIT AND THE LIKE) AND ANY ASSOCIATED FIXINGS, MUST BE REMOVED FROM ALL FACADES OF THE BUILDINGS AND THE BUILDINGS MADE GOOD.
- ALL EXISTING SIGNAGE AND EXTERNAL LIGHT FIXTURES ON ANY FACADE OR AWNING INSTALLED POST 1945 MUST BE REMOVED AND THE FACADES MADE GOOD.
- ALL NON-ORIGINAL ATTACHMENTS TO THE ROOFS, SOFFITS, BRACKETS AND FASCIAS OF THE AWNINGS INCLUDING THE TIMBER PLYWOOD, THE BUILDING SERVICES, EXTERNAL LIGHTING AND SIGNAGE, MUST BE REMOVED.
- ALL NON-ORIGINAL SANITARY DRAINAGE, BUILDING SERVICES PLANT, INSTALLATIONS AND RETICULATION COMPONENTS OF BUILDING SERVICES (DUCTWORK, CONDUIT AND THE LIKE) AND ANY ASSOCIATED FIXINGS, MUST BE REMOVED FROM ALL FACADES MADE GOOD UNLESS NOTED OTHERWISE.

HERITAGE BUILDING NOTES

- REFER TO CONSERVATION OF WORKS SCHEDULE BY URBS.
- REFER TO VDM DOCUMENTATION FOR STRUCTURAL SUPPORTS, DEMOLITION METHODOLOGY & STAGING.
- EXISTING CONSTRUCTION SHOWN ON THESE DOCUMENTS ARE INDICATIVE ONLY & MUST BE VERIFIED ON SITE PRIOR TO THE COMMENCEMENT OF ANY DEMOLITION & CONSTRUCTION WORKS. NOTIFY THE ARCHITECT & OR SUPERINTENDENT FOR INSTRUCTION PRIOR TO PROCEEDING.
- SET OUTS SHOWN ARE BASED ON EXISTING ELEMENTS. CHECK & VERIFY ON SITE ALL MEASUREMENTS & SET OUTS PRIOR TO THE COMMENCEMENT OF ANY DEMOLITION & CONSTRUCTION.
- THE CONTRACTOR IS REQUIRED, PRIOR TO ANY CONSTRUCTION TO FULLY INFORM THEMSELVES OF THE HERITAGE & ARCHAEOLOGICAL REQUIREMENTS & CARRY OUT THE WORK IN ACCORDANCE WITH SUCH, INCLUDING PROTOCOLS, PROCEDURES & MANAGEMENT METHODS. THESE ISSUES & REQUIREMENTS ARE FURTHER OUTLINED IN THE HERITAGE ARCHITECT'S DETAILS, SPECIFICATION & SCHEDULE OF WORK FOR THE BUILDINGS. THESE DOCUMENTS PROVIDE INSTRUCTION IN RELATION TO:
 - DEMOLITION & OR REPAIR OF EXISTING CONSTRUCTION
 - REPAIR, RETENTION & OR PRESERVATION ON ALL EXISTING CONSTRUCTION TO BE RETAINED & ITS PREPARATION FOR THE NEW WORKS.
 - HOLD POINTS ASSOCIATED WITH PREPARATION OF CONTROL ITEMS OR TEMPORARY REPAIR WORKS.
- IF THE CONTRACTOR UNCOVERS UNDOCUMENTED ITEMS OF SIGNIFICANCE DURING DEMOLITION OR PREPARATORY WORKS, THEY ARE REQUIRED TO CONSULT WITH THE ARCHITECT & OR SUPERINTENDENT (OR AS DIRECTED UNDER THE CONTRACT) PRIOR TO PROCEEDING WITH ANY WORKS THAT MAY HAVE AN IMPACT ON THE UNCOVERED ITEMS.
- THE CONTRACTOR MUST APPROACH THE WORKS IN A VERY CAREFUL, METHODOLOGICAL & METICULOUS MANNER TO ENSURE THAT THE RISK OF DAMAGE TO THE RETAINED EXISTING STRUCTURE, ELEMENTS & SURROUNDING SPACE IS KEPT TO A MINIMUM & IS INSTALLED WITH THE LEAST DETRIMENTAL VISUAL & PHYSICAL IMPACT.
- ARCHITECT TO BE ADVISED & NOTIFIED ON SITE PRIOR TO INSTALLING THE FINAL EXACT LOCATION OF CABLES, DUCTS, POSITIONING OF EQUIPMENT, MOUNTING & FIXING OF NEW ELEMENTS & SERVICES.
- ALL TYPICAL JUNCTIONS BETWEEN FINISHES OF EXISTING RETAINED & NEW WORKS TO BE REVIEWED WITH THE ARCHITECT PRIOR TO INSTALLATION CONSTRUCTION



167

1 PLAN Level 2
1:100

rev	date	name	by
02	3/9/22	For Approval	TC
01	15/7/22	Review Set	AL

Darlinghurst Collection
BLD3: 110-122, Oxford St
Darlinghurst NSW 2010

Demolition Plans **Scale**
Demolition Plan - Level 2 1:100 @ A1

Project Code **First Issued**
TDC 15/7/22

Sheet No. **Rev**
A-23104 02

- General notes**
- All dimensions and existing conditions shall be checked and verified by the contractor before proceeding with the work.
 - All levels relative to 'Australian Height Datum'.
 - Do not scale drawings.
 - Use figured dimensions only.

Legend

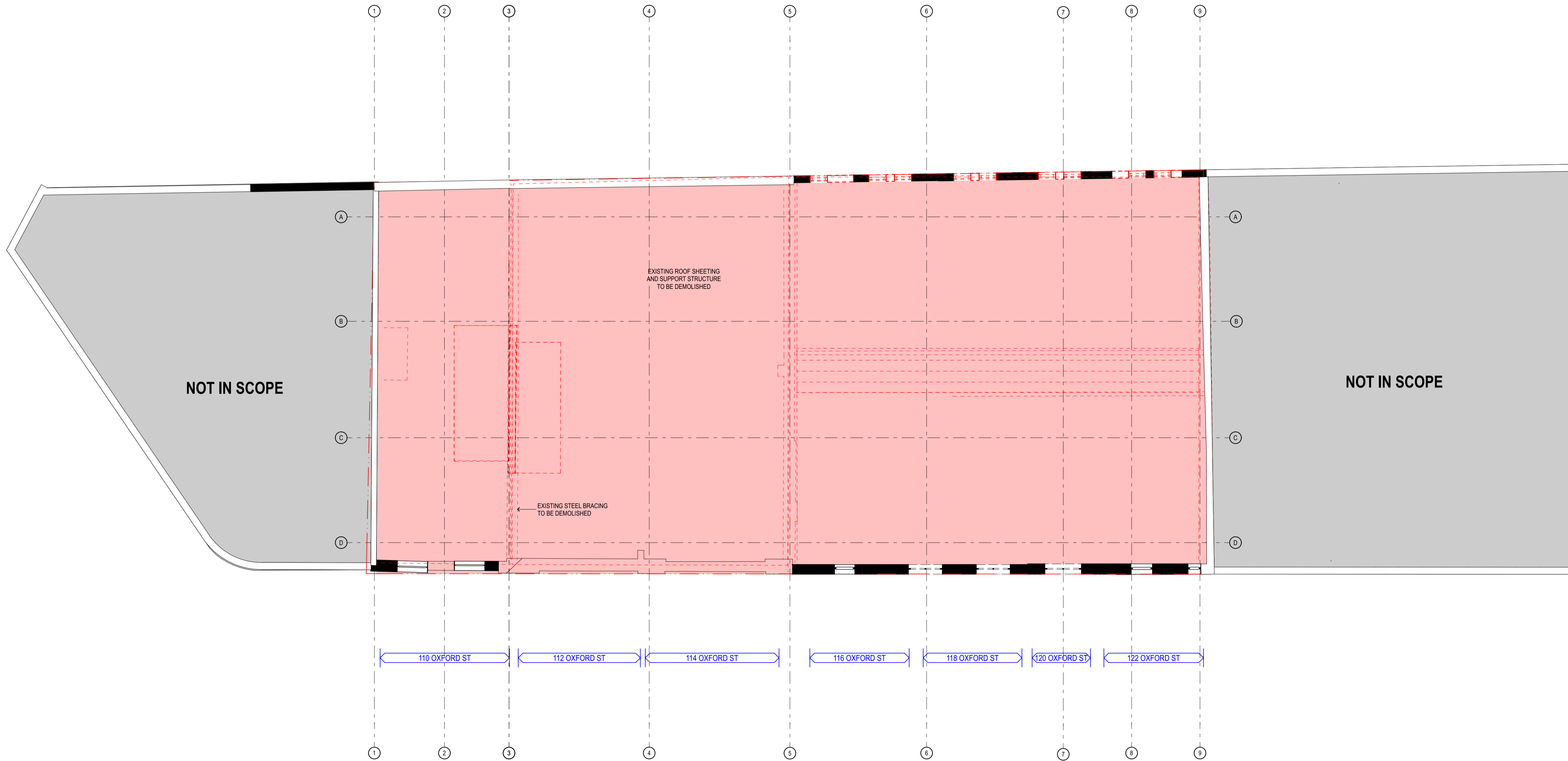
- EXISTING FABRIC
- EXISTING FABRIC TO BE REMOVED
- EXISTING FLOOR BOARDS & JOISTS OR ROOF TO BE REMOVED
- EXISTING FLOOR FINISH TO BE REMOVED. REFER TO NOTES ON FLOOR FINISH TYPE
- EXISTING EXPOSED FLOOR SUBSTRATE TO BE RETAINED. REFER TO NOTES ON PLAN FOR SUBSTRATE TYPE
- EXISTING FLOOR AND ASSOCIATED JOISTS TO BE CAREFULLY REMOVED AND REINSTATED AT THE NEW LEVEL

GENERAL NOTES

- REMOVE EXTERNAL PAINTWORK TO EXPOSE EXISTING BRICK AND SANDSTONE WORK. REFER TO FINISHES SCHEDULE FOR TREATMENTS
- WHERE PAINTWORK HAS BEEN APPLIED TO THE GLAZING OR TILING OF THE SHOPFRONT COMPONENTS TO BE RETAINED, THAT PAINTWORK MUST BE REMOVED TO EXPOSE ORIGINAL ELEMENTS.
- ALL EXISTING SANITARY DRAINAGE, BUILDING SERVICES PLANT, INSTALLATIONS AND RETICULATION COMPONENTS OF BUILDING SERVICES (DUCTWORK, CONDUIT AND THE LIKE) AND ANY ASSOCIATED FIXINGS, MUST BE REMOVED FROM ALL FACADES OF THE BUILDINGS AND THE BUILDINGS MADE GOOD.
- ALL EXISTING SIGNAGE AND EXTERNAL LIGHT FIXTURES ON ANY FACADE OR AWNING INSTALLED POST 1945 MUST BE REMOVED AND THE FACADES MADE GOOD.
- ALL NON-ORIGINAL ATTACHMENTS TO THE ROOFS, SOFFITS, BRACKETS AND FASCIAS OF THE AWNINGS INCLUDING THE TIMBER PLYWOOD, THE BUILDING SERVICES, EXTERNAL LIGHTING AND SIGNAGE, MUST BE REMOVED.
- ALL NON-ORIGINAL SANITARY DRAINAGE, BUILDING SERVICES PLANT, INSTALLATIONS AND RETICULATION COMPONENTS OF BUILDING SERVICES (DUCTWORK, CONDUIT AND THE LIKE) AND ANY ASSOCIATED FIXINGS, MUST BE REMOVED FROM ALL FACADES MADE GOOD UNLESS NOTED OTHERWISE.

HERITAGE BUILDING NOTES

- REFER TO CONSERVATION OF WORKS SCHEDULE BY URBS.
- REFER TO VDM DOCUMENTATION FOR STRUCTURAL SUPPORTS, DEMOLITION METHODOLOGY & STAGING.
- EXISTING CONSTRUCTION SHOWN ON THESE DOCUMENTS ARE INDICATIVE ONLY & MUST BE VERIFIED ON SITE PRIOR TO THE COMMENCEMENT OF ANY DEMOLITION & CONSTRUCTION WORKS. NOTIFY THE ARCHITECT & OR SUPERINTENDENT FOR INSTRUCTION PRIOR TO PROCEEDING.
- SET OUTS SHOWN ARE BASED ON EXISTING ELEMENTS. CHECK & VERIFY ON SITE ALL MEASUREMENTS & SET OUTS PRIOR TO THE COMMENCEMENT OF ANY DEMOLITION & CONSTRUCTION.
- THE CONTRACTOR IS REQUIRED, PRIOR TO ANY CONSTRUCTION TO FULLY INFORM THEMSELVES OF THE HERITAGE & ARCHAEOLOGICAL REQUIREMENTS & CARRY OUT THE WORK IN ACCORDANCE WITH SUCH, INCLUDING PROTOCOLS, PROCEDURES & MANAGEMENT METHODS. THESE ISSUES & REQUIREMENTS ARE FURTHER OUTLINED IN THE HERITAGE ARCHITECT'S DETAILS, SPECIFICATION & SCHEDULE OF WORK FOR THE BUILDINGS. THESE DOCUMENTS PROVIDE INSTRUCTION IN RELATION TO:
 - DEMOLITION & OR REPAIR OF EXISTING CONSTRUCTION
 - REPAIR, RETENTION & OR PRESERVATION ON ALL EXISTING CONSTRUCTION TO BE RETAINED & ITS PREPARATION FOR THE NEW WORKS.
 - HOLD POINTS ASSOCIATED WITH PREPARATION OF CONTROL ITEMS OR TEMPORARY REPAIR WORKS.
- IF THE CONTRACTOR UNCOVERS UNDOCUMENTED ITEMS OF SIGNIFICANCE DURING DEMOLITION OR PREPARATORY WORKS, THEY ARE REQUIRED TO CONSULT WITH THE ARCHITECT & OR SUPERINTENDENT (OR AS DIRECTED UNDER THE CONTRACT) PRIOR TO PROCEEDING WITH ANY WORKS THAT MAY HAVE AN IMPACT ON THE UNCOVERED ITEMS.
- THE CONTRACTOR MUST APPROACH THE WORKS IN A VERY CAREFUL, METHODOLOGICAL & METICULOUS MANNER TO ENSURE THAT THE RISK OF DAMAGE TO THE RETAINED EXISTING STRUCTURE, ELEMENTS & SURROUNDING SPACE IS KEPT TO A MINIMUM & IS INSTALLED WITH THE LEAST DETRIMENTAL VISUAL & PHYSICAL IMPACT.
- ARCHITECT TO BE ADVISED & NOTIFIED ON SITE PRIOR TO INSTALLING THE FINAL EXACT LOCATION OF CABLES, DUCTS, POSITIONING OF EQUIPMENT, MOUNTING & FIXING OF NEW ELEMENTS & SERVICES.
- ALL TYPICAL JUNCTIONS BETWEEN FINISHES OF EXISTING RETAINED & NEW WORKS TO BE REVIEWED WITH THE ARCHITECT PRIOR TO INSTALLATION/ CONSTRUCTION



rev	date	name	by
02	3/9/22	For Approval	TC
01	15/7/22	Review Set	AL

Darlinghurst Collection
 BLD3: 110-122, Oxford St
 Darlinghurst NSW 2010

Demolition Plans **Scale**
 Demolition Plan - Roof 1:100 @ A1

Project Code **First Issued**
 TDC 15/7/22

Sheet No. **Rev**
 A-23105 02

1 PLAN Roof
 1:100

- General notes**
- All dimensions and existing conditions shall be checked and verified by the contractor before proceeding with the work.
 - All levels relative to 'Australian Height Datum'.
 - Do not scale drawings.
 - Use figured dimensions only.

Legend

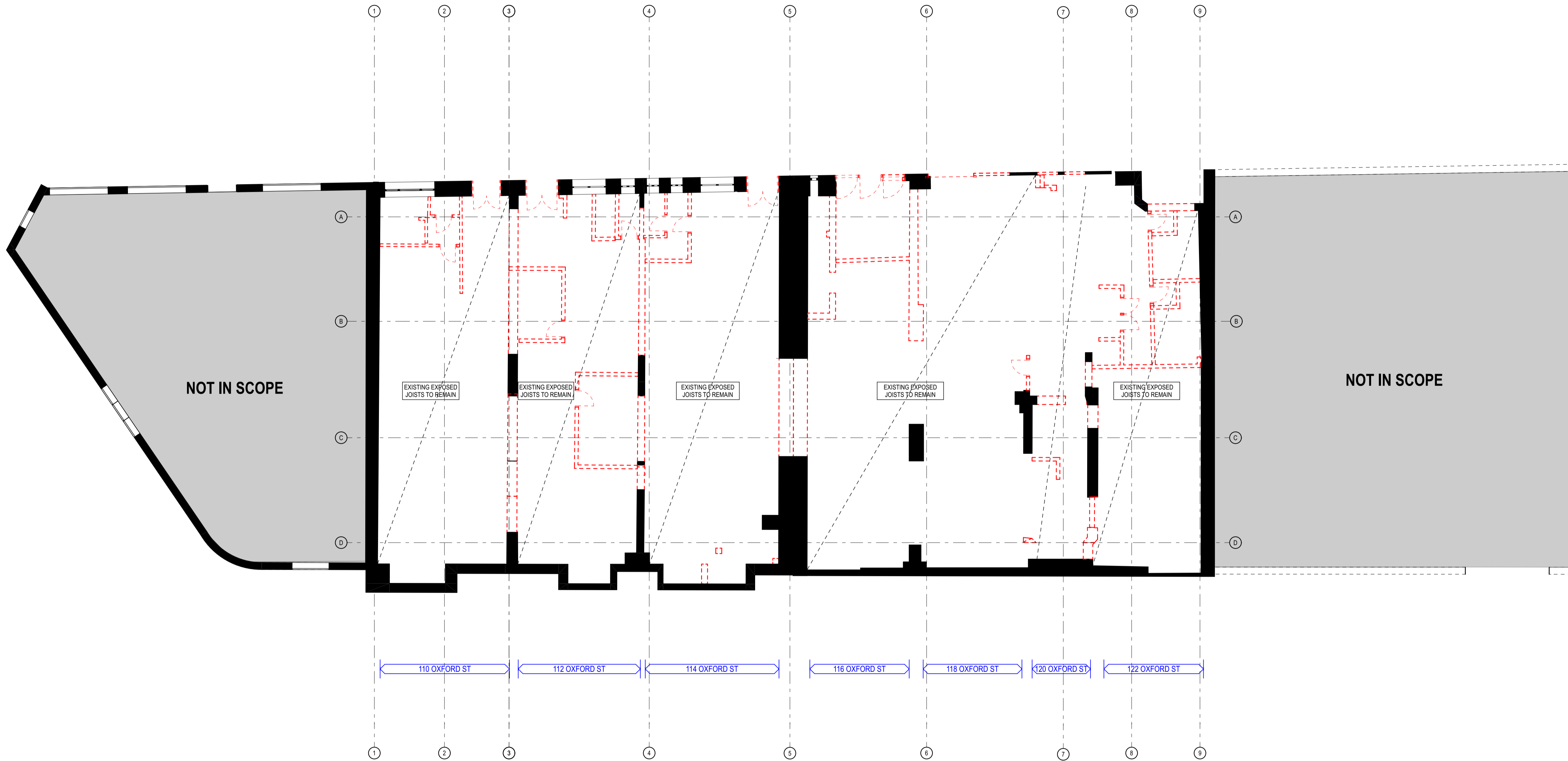
- EXISTING FABRIC
- EXISTING FABRIC TO BE REMOVED
- EXISTING CEILING TO BE REMOVED
- EXISTING PRESSED METAL PAN CEILINGS
CEILINGS TO BE CAREFULLY REMOVED. MAKE GOOD TO SUBSTRATE & SAFELY STORED FOR FUTURE REINSTATEMENT. ALL SOUND PANELS TO BE SORTED & REINSTATED WITHIN GROUND FLOOR PUBLIC AREAS POST INSTALLATION OF FIRE RATED CEILING. INDICATIVE PATTERN & SET OUTS SHOWN
- EXISTING PRESSED METAL COVERS & TRIMS TO BEAMS
CAREFULLY REMOVE. MAKE GOOD TO SUBSTRATE & SAFELY STORED FOR FUTURE REINSTATEMENT. ALL SOUND PANELS TO BE SORTED & REINSTATED WITHIN GROUND FLOOR PUBLIC AREAS POST INSTALLATION OF FIRE RATED WRAPPING. INDICATIVE PATTERN & SET OUTS SHOWN
- NO CEILING, EXPOSED STRUCTURE ABOVE RETAINED & CONSERVED

GENERAL NOTES

- EXTENT OF EXISTING BEAM & CEILING CONDITION IS BASED ON VISIBLE MATERIAL SITE INSPECTION
- DA RCPs PROVIDE INDICATIVE ZONES OF NEW & EXISTING CEILINGS AS WELL AS AREAS OR NO CEILING. CEILING DESIGN IS SUBJECT TO ONGOING COORDINATION OF SERVICES & EXPLORATION OF EXISTING CONDITIONS

HERITAGE BUILDING NOTES

- REFER TO CONSERVATION OF WORKS SCHEDULE BY URBS
- REFER TO VDM DOCUMENTATION FOR STRUCTURAL SUPPORTS, DEMOLITION METHODOLOGY & STAGING.
- EXISTING CONSTRUCTION SHOWN ON THESE DOCUMENTS ARE INDICATIVE ONLY & MUST BE VERIFIED ON SITE PRIOR TO THE COMMENCEMENT OF ANY DEMOLITION & CONSTRUCTION WORKS. NOTIFY THE ARCHITECT & OR SUPERINTENDENT FOR INSTRUCTION PRIOR TO PROCEEDING.
- SET OUTS SHOWN ARE BASED ON EXISTING ELEMENTS. CHECK & VERIFY ON SITE ALL MEASUREMENTS & SET OUTS PRIOR TO THE COMMENCEMENT OF ANY DEMOLITION & CONSTRUCTION.
- THE CONTRACTOR IS REQUIRED, PRIOR TO ANY CONSTRUCTION TO FULLY INFORM THEMSELVES OF THE HERITAGE & ARCHAEOLOGICAL REQUIREMENTS & CARRY OUT THE WORK IN ACCORDANCE WITH SUCH, INCLUDING PROTOCOLS, PROCEDURES & MANAGEMENT METHODS. THESE ISSUES & REQUIREMENTS ARE FURTHER OUTLINED IN THE HERITAGE ARCHITECT'S DETAILS, SPECIFICATION & SCHEDULE OF WORK FOR THE BUILDINGS. THESE DOCUMENTS PROVIDE INSTRUCTION IN RELATION TO:
 - DEMOLITION & OR REPAIR OF EXISTING CONSTRUCTION.
 - REPAIR, RETENTION & OR PRESERVATION ON ALL EXISTING CONSTRUCTION TO BE RETAINED & ITS PREPARATION FOR THE NEW WORKS.
 - HOLD POINTS ASSOCIATED WITH PREPARATION OF CONTROL ITEMS OR TEMPORARY REPAIR WORKS.
- IF THE CONTRACTOR UNCOVERS UNDOCUMENTED ITEMS OF SIGNIFICANCE DURING DEMOLITION OR PREPARATORY WORKS, THEY ARE REQUIRED TO CONSULT WITH THE ARCHITECT & OR SUPERINTENDENT (OR AS DIRECTED UNDER THE CONTRACT) PRIOR TO PROCEEDING WITH ANY WORKS THAT MAY HAVE AN IMPACT ON THE UNCOVERED ITEMS.
- THE CONTRACTOR MUST APPROACH THE WORKS IN A VERY CAREFUL, METHODOICAL & METICULOUS MANNER TO ENSURE THAT THE RISK OF DAMAGE TO THE RETAINED EXISTING STRUCTURE, ELEMENTS & SURROUNDING SPACE IS KEPT TO A MINIMUM & IS INSTALLED WITH THE LEAST DETRIMENTAL VISUAL & PHYSICAL IMPACT.
- ARCHITECT TO BE ADVISED & NOTIFIED ON SITE PRIOR TO INSTALLING THE FINAL EXACT LOCATION OF CABLES, DUCTS, POSITIONING OF EQUIPMENT, MOUNTING & FIXING OF NEW ELEMENTS & SERVICES.
- ALL TYPICAL JUNCTIONS BETWEEN FINISHES OF EXISTING RETAINED & NEW WORKS TO BE REVIEWED WITH THE ARCHITECT PRIOR TO INSTALLATION CONSTRUCTION



169

1 PLAN Lower Ground
1:100

rev	date	name	by
02	3/9/22	For Approval	TC
01	15/7/22	Review Set	AL

Darlinghurst Collection
BLD3: 110-122, Oxford St
Darlinghurst NSW 2010

Demolition Reflected Ceiling Plans Scale
Demolition RCP - Lower Ground 1:100 @ A1

Project Code First Issued
TDC 15/7/22

Sheet No. Rev
A-23601 02

- General notes**
- All dimensions and existing conditions shall be checked and verified by the contractor before proceeding with the work.
 - All levels relative to 'Australian Height Datum'.
 - Do not scale drawings.
 - Use figured dimensions only.

Legend

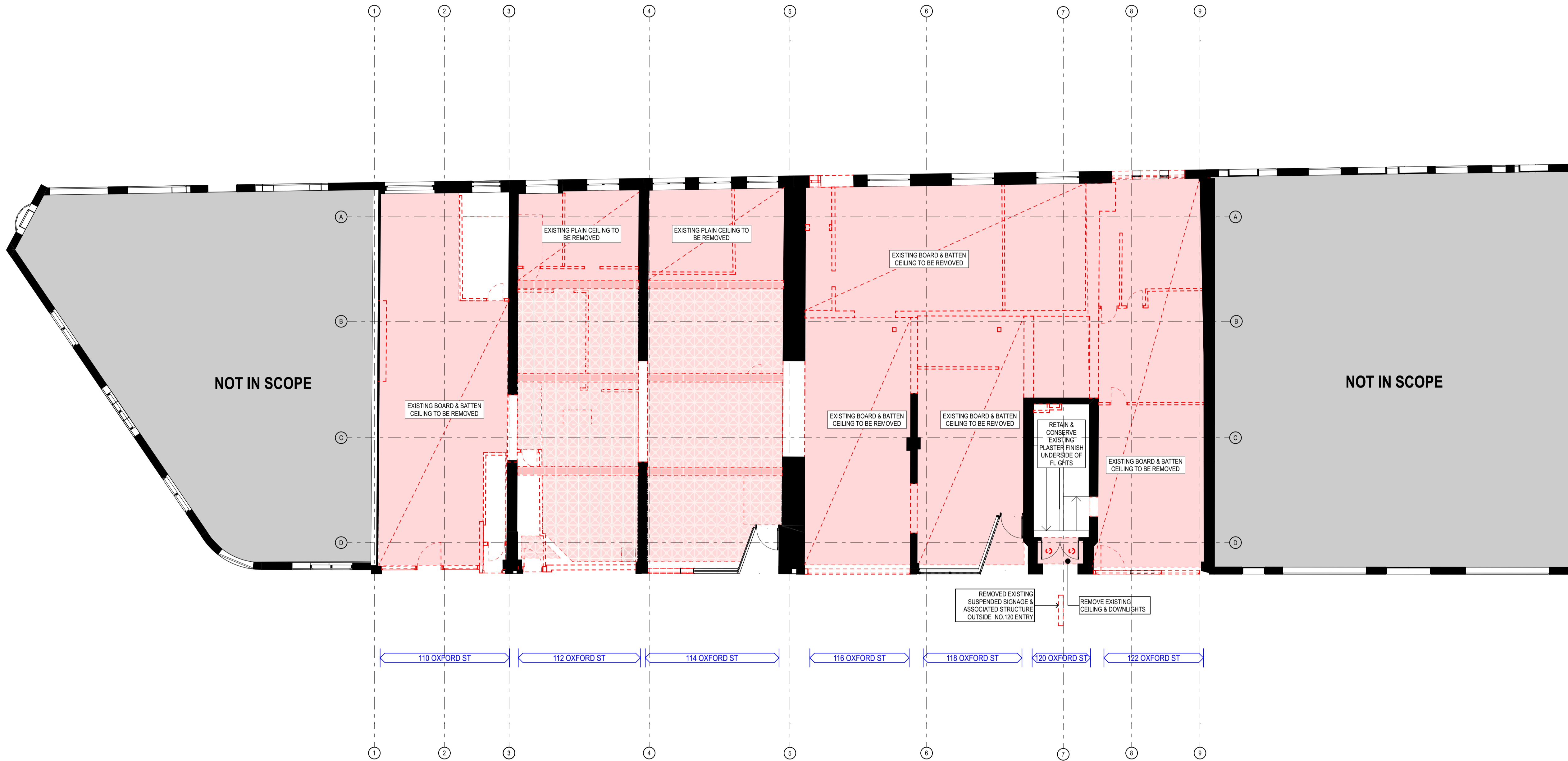
- EXISTING FABRIC
- EXISTING FABRIC TO BE REMOVED
- EXISTING CEILING TO BE REMOVED
- EXISTING PRESSED METAL PAN CEILINGS
CEILINGS TO BE CAREFULLY REMOVED. MAKE GOOD TO SUBSTRATE & SAFELY STORED FOR FUTURE REINSTATEMENT. ALL SOUND PANELS TO BE SORTED & REINSTATED WITHIN GROUND FLOOR PUBLIC AREAS POST INSTALLATION OF FIRE RATED CEILING. INDICATIVE PATTERN & SET OUTS SHOWN
- EXISTING PRESSED METAL COVERS & TRIMS TO BEAMS
CAREFULLY REMOVE. MAKE GOOD TO SUBSTRATE & SAFELY STORED FOR FUTURE REINSTATEMENT. ALL SOUND PANELS TO BE SORTED & REINSTATED WITHIN GROUND FLOOR PUBLIC AREAS POST INSTALLATION OF FIRE RATED WRAPPING. INDICATIVE PATTERN & SET OUTS SHOWN
- NO CEILING, EXPOSED STRUCTURE ABOVE RETAINED & CONSERVED

GENERAL NOTES

- EXTENT OF EXISTING BEAM & CEILING CONDITION IS BASED ON VISIBLE MATERIAL SITE INSPECTION
- DA RCPs PROVIDE INDICATIVE ZONES OF NEW & EXISTING CEILINGS AS WELL AS AREAS OF NO CEILING. CEILING DESIGN IS SUBJECT TO ONGOING COORDINATION OF SERVICES & EXPLORATION OF EXISTING CONDITIONS

HERITAGE BUILDING NOTES

- REFER TO CONSERVATION OF WORKS SCHEDULE BY URBS
- REFER TO VDM DOCUMENTATION FOR STRUCTURAL SUPPORTS, DEMOLITION METHODOLOGY & STAGING.
- EXISTING CONSTRUCTION SHOWN ON THESE DOCUMENTS ARE INDICATIVE ONLY & MUST BE VERIFIED ON SITE PRIOR TO THE COMMENCEMENT OF ANY DEMOLITION & CONSTRUCTION WORKS. NOTIFY THE ARCHITECT & OR SUPERINTENDENT FOR INSTRUCTION PRIOR TO PROCEEDING.
- SET OUTS SHOWN ARE BASED ON EXISTING ELEMENTS. CHECK & VERIFY ON SITE ALL MEASUREMENTS & SET OUTS PRIOR TO THE COMMENCEMENT OF ANY DEMOLITION & CONSTRUCTION.
- THE CONTRACTOR IS REQUIRED, PRIOR TO ANY CONSTRUCTION TO FULLY INFORM THEMSELVES OF THE HERITAGE & ARCHAEOLOGICAL REQUIREMENTS & CARRY OUT THE WORK IN ACCORDANCE WITH SUCH, INCLUDING PROTOCOLS, PROCEDURES & MANAGEMENT METHODS. THESE ISSUES & REQUIREMENTS ARE FURTHER OUTLINED IN THE HERITAGE ARCHITECT'S DETAILS, SPECIFICATION & SCHEDULE OF WORK FOR THE BUILDINGS. THESE DOCUMENTS PROVIDE INSTRUCTION IN RELATION TO:
 - DEMOLITION & OR REPAIR OF EXISTING CONSTRUCTION.
 - REPAIR, RETENTION & OR PRESERVATION ON ALL EXISTING CONSTRUCTION TO BE RETAINED & ITS PREPARATION FOR THE NEW WORKS.
 - HOLD POINTS ASSOCIATED WITH PREPARATION OF CONTROL ITEMS OR TEMPORARY REPAIR WORKS.
- IF THE CONTRACTOR UNCOVERS UNDOCUMENTED ITEMS OF SIGNIFICANCE DURING DEMOLITION OR PREPARATORY WORKS, THEY ARE REQUIRED TO CONSULT WITH THE ARCHITECT & OR SUPERINTENDENT (OR AS DIRECTED UNDER THE CONTRACT) PRIOR TO PROCEEDING WITH ANY WORKS THAT MAY HAVE AN IMPACT ON THE UNCOVERED ITEMS.
- THE CONTRACTOR MUST APPROACH THE WORKS IN A VERY CAREFUL, METHODOICAL & METICULOUS MANNER TO ENSURE THAT THE RISK OF DAMAGE TO THE RETAINED EXISTING STRUCTURE, ELEMENTS & SURROUNDING SPACE IS KEPT TO A MINIMUM & IS INSTALLED WITH THE LEAST DETRIMENTAL VISUAL & PHYSICAL IMPACT.
- ARCHITECT TO BE ADVISED & NOTIFIED ON SITE PRIOR TO INSTALLING THE FINAL EXACT LOCATION OF CABLES, DUCTS, POSITIONING OF EQUIPMENT, MOUNTING & FIXING OF NEW ELEMENTS & SERVICES.
- ALL TYPICAL JUNCTIONS BETWEEN FINISHES OF EXISTING RETAINED & NEW WORKS TO BE REVIEWED WITH THE ARCHITECT PRIOR TO INSTALLATION CONSTRUCTION



170

1 PLAN Ground Floor
1:100

rev	date	name	by
02	3/9/22	For Approval	TC
01	15/7/22	Review Set	AL

Darlinghurst Collection
BLD3: 110-122, Oxford St
Darlinghurst NSW 2010

Demolition Reflected Ceiling Plans Scale
Demolition RCP - Ground 1:100 @ A1

Project Code First Issued
TDC 15/7/22

Sheet No. Rev
A-23602 02

- General notes**
- All dimensions and existing conditions shall be checked and verified by the contractor before proceeding with the work.
 - All levels relative to 'Australian Height Datum'.
 - Do not scale drawings.
 - Use figured dimensions only.

Legend

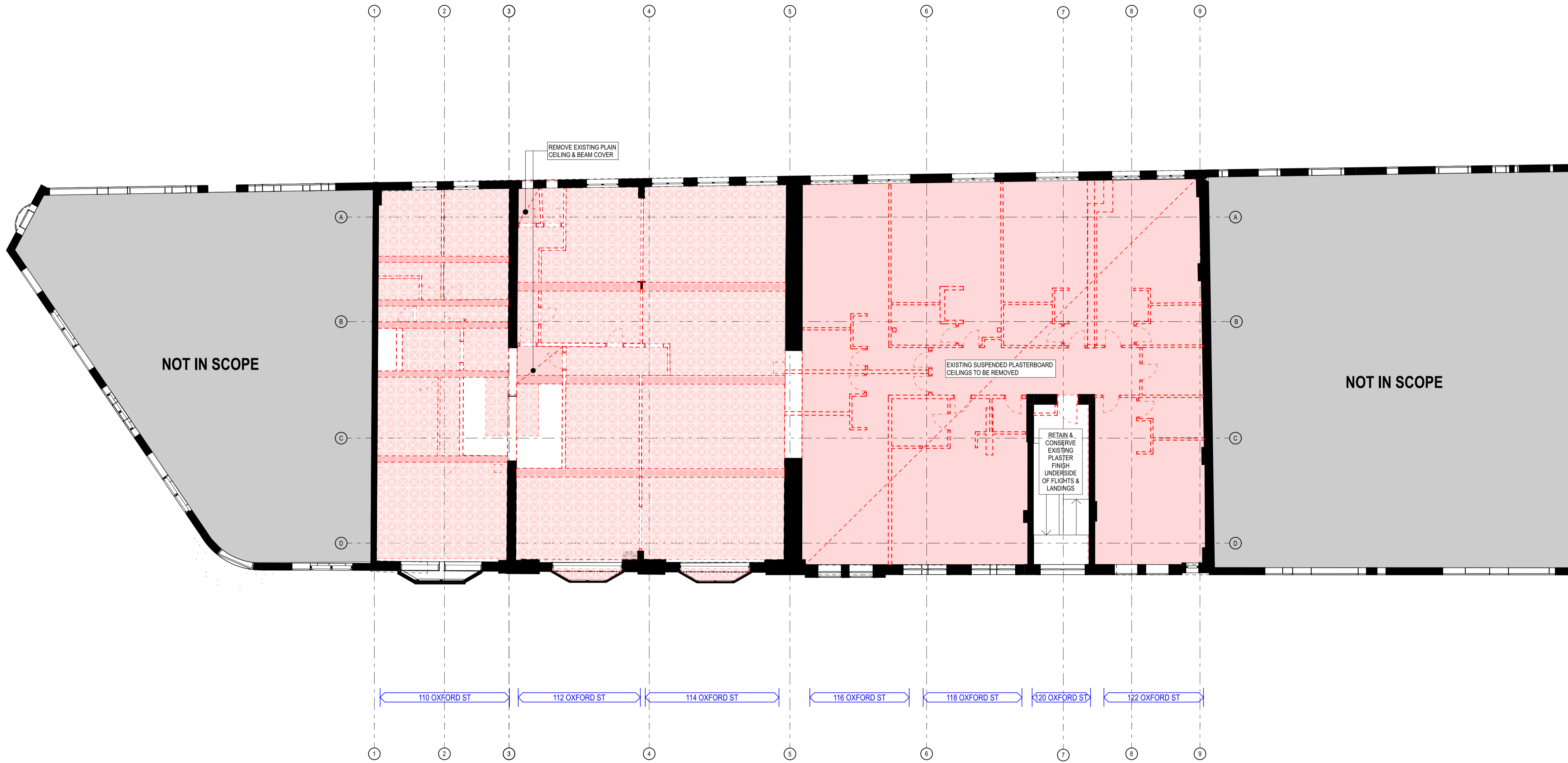
- EXISTING FABRIC
- EXISTING FABRIC TO BE REMOVED
- EXISTING CEILING TO BE REMOVED
- EXISTING PRESSED METAL PAN CEILINGS
CEILINGS TO BE CAREFULLY REMOVED. MAKE GOOD TO SUBSTRATE & SAFELY STORED FOR FUTURE REINSTATEMENT. ALL SOUND PANELS TO BE SORTED & REINSTATED WITHIN GROUND FLOOR PUBLIC AREAS POST INSTALLATION OF FIRE RATED CEILING. INDICATIVE PATTERN & SET OUTS SHOWN
- EXISTING PRESSED METAL COVERS & TRIMS TO BEAMS
CAREFULLY REMOVE. MAKE GOOD TO SUBSTRATE & SAFELY STORED FOR FUTURE REINSTATEMENT. ALL SOUND PANELS TO BE SORTED & REINSTATED WITHIN GROUND FLOOR PUBLIC AREAS POST INSTALLATION OF FIRE RATED WRAPPING. INDICATIVE PATTERN & SET OUTS SHOWN
- NO CEILING, EXPOSED STRUCTURE ABOVE RETAINED & CONSERVED

GENERAL NOTES

- EXTENT OF EXISTING BEAM & CEILING CONDITION IS BASED ON VISIBLE MATERIAL SITE INSPECTION
- DA RCPs PROVIDE INDICATIVE ZONES OF NEW & EXISTING CEILINGS AS WELL AS AREAS OF NO CEILING. CEILING DESIGN IS SUBJECT TO ONGOING COORDINATION OF SERVICES & EXPLORATION OF EXISTING CONDITIONS

HERITAGE BUILDING NOTES

- REFER TO CONSERVATION OF WORKS SCHEDULE BY URBS
- REFER TO VDM DOCUMENTATION FOR STRUCTURAL SUPPORTS, DEMOLITION METHODOLOGY & STAGING.
- EXISTING CONSTRUCTION SHOWN ON THESE DOCUMENTS ARE INDICATIVE ONLY & MUST BE VERIFIED ON SITE PRIOR TO THE COMMENCEMENT OF ANY DEMOLITION & CONSTRUCTION WORKS. NOTIFY THE ARCHITECT & OR SUPERINTENDENT FOR INSTRUCTION PRIOR TO PROCEEDING.
- SET OUTS SHOWN ARE BASED ON EXISTING ELEMENTS. CHECK & VERIFY ON SITE ALL MEASUREMENTS & SET OUTS PRIOR TO THE COMMENCEMENT OF ANY DEMOLITION & CONSTRUCTION.
- THE CONTRACTOR IS REQUIRED, PRIOR TO ANY CONSTRUCTION TO FULLY INFORM THEMSELVES OF THE HERITAGE & ARCHAEOLOGICAL REQUIREMENTS & CARRY OUT THE WORK IN ACCORDANCE WITH SUCH, INCLUDING PROTOCOLS, PROCEDURES & MANAGEMENT METHODS. THESE ISSUES & REQUIREMENTS ARE FURTHER OUTLINED IN THE HERITAGE ARCHITECT'S DETAILS, SPECIFICATION & SCHEDULE OF WORK FOR THE BUILDINGS. THESE DOCUMENTS PROVIDE INSTRUCTION IN RELATION TO:
 - DEMOLITION & OR REPAIR OF EXISTING CONSTRUCTION.
 - REPAIR, RETENTION & OR PRESERVATION ON ALL EXISTING CONSTRUCTION TO BE RETAINED & ITS PREPARATION FOR THE NEW WORKS.
 - HOLD POINTS ASSOCIATED WITH PREPARATION OF CONTROL ITEMS OR TEMPORARY REPAIR WORKS.
- IF THE CONTRACTOR UNCOVERS UNDOCUMENTED ITEMS OF SIGNIFICANCE DURING DEMOLITION OR PREPARATORY WORKS, THEY ARE REQUIRED TO CONSULT WITH THE ARCHITECT & OR SUPERINTENDENT (OR AS DIRECTED UNDER THE CONTRACT) PRIOR TO PROCEEDING WITH ANY WORKS THAT MAY HAVE AN IMPACT ON THE UNCOVERED ITEMS.
- THE CONTRACTOR MUST APPROACH THE WORKS IN A VERY CAREFUL, METHODOICAL & METICULOUS MANNER TO ENSURE THAT THE RISK OF DAMAGE TO THE RETAINED EXISTING STRUCTURE, ELEMENTS & SURROUNDING SPACE IS KEPT TO A MINIMUM & IS INSTALLED WITH THE LEAST DETRIMENTAL VISUAL & PHYSICAL IMPACT.
- ARCHITECT TO BE ADVISED & NOTIFIED ON SITE PRIOR TO INSTALLING THE FINAL EXACT LOCATION OF CABLES, DUCTS, POSITIONING OF EQUIPMENT, MOUNTING & FIXING OF NEW ELEMENTS & SERVICES.
- ALL TYPICAL JUNCTIONS BETWEEN FINISHES OF EXISTING RETAINED & NEW WORKS TO BE REVIEWED WITH THE ARCHITECT PRIOR TO INSTALLATION CONSTRUCTION



171

1 PLAN Level 1
1:100

rev	date	name	by
02	3/9/22	For Approval	TC
01	15/7/22	Review Set	AL

Darlinghurst Collection
BLD3: 110-122, Oxford St
Darlinghurst NSW 2010

Demolition Reflected Ceiling Plans Scale
Demolition RCP - Level 1 1:100 @ A1

Project Code First Issued
TDC 15/7/22

Sheet No. Rev
A-23603 02

- General notes**
- All dimensions and existing conditions shall be checked and verified by the contractor before proceeding with the work.
 - All levels relative to 'Australian Height Datum'.
 - Do not scale drawings.
 - Use figured dimensions only.

Legend

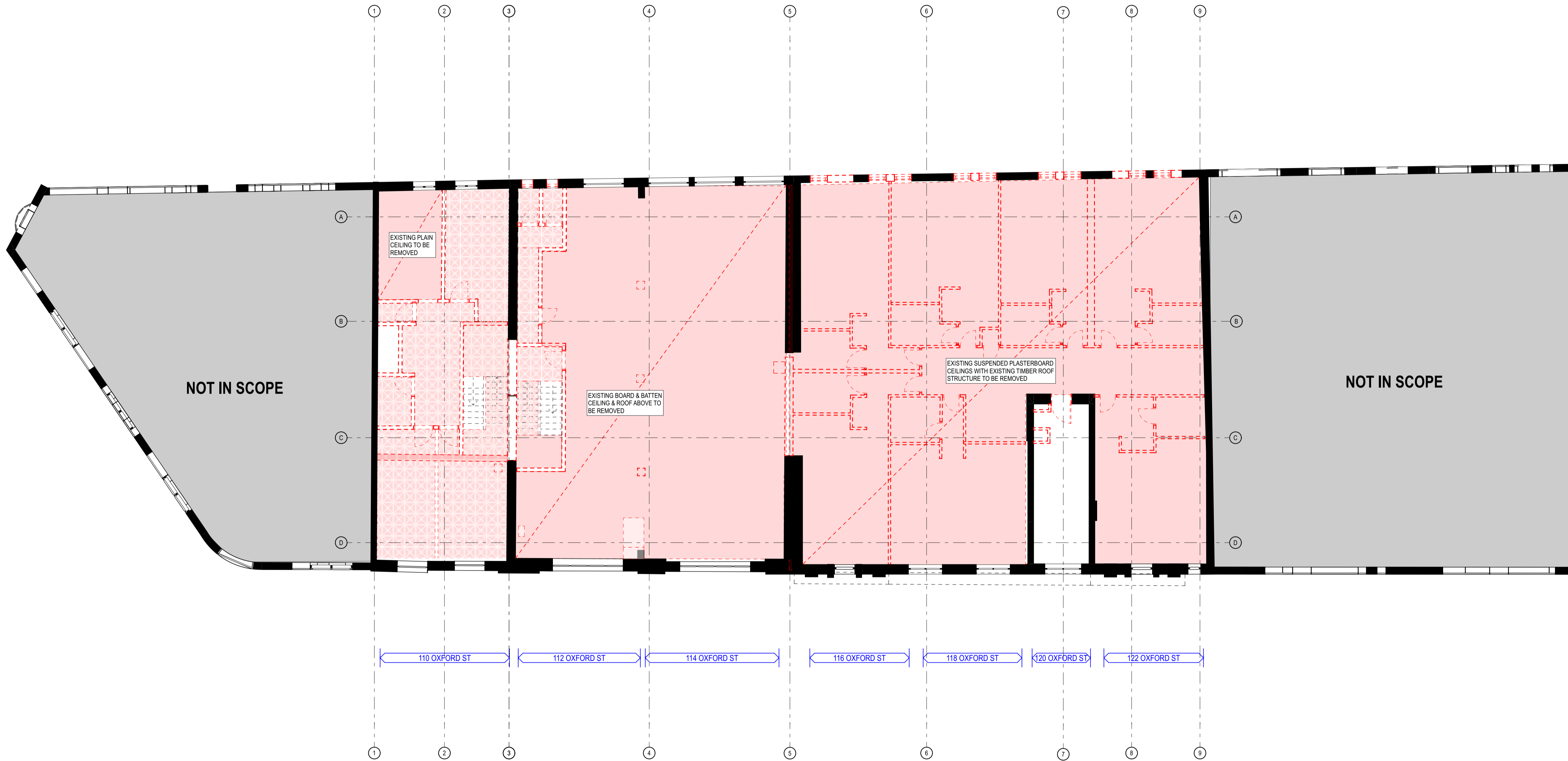
- EXISTING FABRIC
- EXISTING FABRIC TO BE REMOVED
- EXISTING CEILING TO BE REMOVED
- EXISTING PRESSED METAL PAN CEILINGS
CEILINGS TO BE CAREFULLY REMOVED. MAKE GOOD TO SUBSTRATE & SAFELY STORED FOR FUTURE REINSTATEMENT. ALL SOUND PANELS TO BE SORTED & REINSTATED WITHIN GROUND FLOOR PUBLIC AREAS POST INSTALLATION OF FIRE RATED CEILING. INDICATIVE PATTERN & SET OUTS SHOWN
- EXISTING PRESSED METAL COVERS & TRIMS TO BEAMS
CAREFULLY REMOVE. MAKE GOOD TO SUBSTRATE & SAFELY STORED FOR FUTURE REINSTATEMENT. ALL SOUND PANELS TO BE SORTED & REINSTATED WITHIN GROUND FLOOR PUBLIC AREAS POST INSTALLATION OF FIRE RATED WRAPPING. INDICATIVE PATTERN & SET OUTS SHOWN
- NO CEILING, EXPOSED STRUCTURE ABOVE RETAINED & CONSERVED

GENERAL NOTES

- EXTENT OF EXISTING BEAM & CEILING CONDITION IS BASED ON VISIBLE MATERIAL SITE INSPECTION
- DA RCPs PROVIDE INDICATIVE ZONES OF NEW & EXISTING CEILINGS AS WELL AS AREAS OR NO CEILING. CEILING DESIGN IS SUBJECT TO ONGOING COORDINATION OF SERVICES & EXPLORATION OF EXISTING CONDITIONS

HERITAGE BUILDING NOTES

- REFER TO CONSERVATION OF WORKS SCHEDULE BY URBS
- REFER TO VDM DOCUMENTATION FOR STRUCTURAL SUPPORTS, DEMOLITION METHODOLOGY & STAGING.
- EXISTING CONSTRUCTION SHOWN ON THESE DOCUMENTS ARE INDICATIVE ONLY & MUST BE VERIFIED ON SITE PRIOR TO THE COMMENCEMENT OF ANY DEMOLITION & CONSTRUCTION WORKS. NOTIFY THE ARCHITECT & OR SUPERINTENDENT FOR INSTRUCTION PRIOR TO PROCEEDING.
- SET OUTS SHOWN ARE BASED ON EXISTING ELEMENTS. CHECK & VERIFY ON SITE ALL MEASUREMENTS & SET OUTS PRIOR TO THE COMMENCEMENT OF ANY DEMOLITION & CONSTRUCTION.
- THE CONTRACTOR IS REQUIRED, PRIOR TO ANY CONSTRUCTION TO FULLY INFORM THEMSELVES OF THE HERITAGE & ARCHAEOLOGICAL REQUIREMENTS & CARRY OUT THE WORK IN ACCORDANCE WITH SUCH, INCLUDING PROTOCOLS, PROCEDURES & MANAGEMENT METHODS. THESE ISSUES & REQUIREMENTS ARE FURTHER OUTLINED IN THE HERITAGE ARCHITECT'S DETAILS, SPECIFICATION & SCHEDULE OF WORK FOR THE BUILDINGS. THESE DOCUMENTS PROVIDE INSTRUCTION IN RELATION TO:
 - DEMOLITION & OR REPAIR OF EXISTING CONSTRUCTION.
 - REPAIR, RETENTION & OR PRESERVATION ON ALL EXISTING CONSTRUCTION TO BE RETAINED & ITS PREPARATION FOR THE NEW WORKS.
 - HOLD POINTS ASSOCIATED WITH PREPARATION OF CONTROL ITEMS OR TEMPORARY REPAIR WORKS.
- IF THE CONTRACTOR UNCOVERS UNDOCUMENTED ITEMS OF SIGNIFICANCE DURING DEMOLITION OR PREPARATORY WORKS, THEY ARE REQUIRED TO CONSULT WITH THE ARCHITECT & OR SUPERINTENDENT (OR AS DIRECTED UNDER THE CONTRACT) PRIOR TO PROCEEDING WITH ANY WORKS THAT MAY HAVE AN IMPACT ON THE UNCOVERED ITEMS.
- THE CONTRACTOR MUST APPROACH THE WORKS IN A VERY CAREFUL, METHODOICAL & METICULOUS MANNER TO ENSURE THAT THE RISK OF DAMAGE TO THE RETAINED EXISTING STRUCTURE, ELEMENTS & SURROUNDING SPACE IS KEPT TO A MINIMUM & IS INSTALLED WITH THE LEAST DETRIMENTAL VISUAL & PHYSICAL IMPACT.
- ARCHITECT TO BE ADVISED & NOTIFIED ON SITE PRIOR TO INSTALLING THE FINAL EXACT LOCATION OF CABLES, DUCTS, POSITIONING OF EQUIPMENT, MOUNTING & FIXING OF NEW ELEMENTS & SERVICES.
- ALL TYPICAL JUNCTIONS BETWEEN FINISHES OF EXISTING RETAINED & NEW WORKS TO BE REVIEWED WITH THE ARCHITECT PRIOR TO INSTALLATION CONSTRUCTION



172

1 PLAN Level 2
1:100

rev	date	name	by
02	3/9/22	For Approval	TC
01	15/7/22	Review Set	AL

Darlinghurst Collection
BLD3: 110-122, Oxford St
Darlinghurst NSW 2010

Demolition Reflected Ceiling Plans Scale
Demolition RCP - Level 2 1:100 @ A1

Project Code First Issued
TDC 15/7/22

Sheet No. Rev
A-23604 02

- General notes**
- All dimensions and existing conditions shall be checked and verified by the contractor before proceeding with the work.
 - All levels relative to 'Australian Height Datum'.
 - Do not scale drawings.
 - Use figured dimensions only.

Legend

- [CL06] SOLID INFILL PANEL, RECESSED WITH DARK FINISH
 - [CL06.A-C] SOLID ZINC METAL ROOFING, VARIOUS COLOURS (COPPER TONES) COLOURS TO BE SELECTED FROM FINISH PRODUCT RANGES OF EQUIVALENT TO BEST PRACTICE MANAGEMENT AND EXISTING BRICK WORKING
 - [CL06] SOLID ZINC CLADDING (COPPER TONE) TO ALIGN WITH CL06
 - [FT01] RAKED CLEAR GLASS FACADE
 - [FT03.A] GLASS FACADE WITH EXTERNAL LOUVRES - CLEAR GLASS
 - [FT03.B] GLASS FACADE WITH EXTERNAL LOUVRES - OPAQUE SHADOW BOX
 - [FT03.C] EXTERNAL LOUVRES WITHOUT GLASS FACADE
 - [FT04] PERFORMANCE GLASS FACADE
 - [BAL3.1] NEW GLASS BALUSTRADE TO TERRACE
 - [BP01] ACID WASH & REPOINTING TO EXISTING BRICK & STONEMWORK REFER TO SCHEDULE OF CONSERVATION OF WORKS
 - [RT02] METAL ELLIPTICAL LOUVRES TO OPEN PLANT SPACES
- WINDOWS**
- TREAT ALL EXISTING HERITAGE WINDOW WITH WITH UNLESS NOTED OTHERWISE
- [WT01] NEW INTERNAL JOCKEY SASH WINDOWS TO EXISTING HERITAGE WINDOWS
 - [WT04] NEW METAL INLL TO EXISTING OPENINGS COLOUR TO MATCH CLADDING
 - [WT05] NEW MECHANICAL LOUVRES IN EXISTING OPENING CRAQUE COLOUR TO MATCH CLADDING
 - [WT06] NEW STEEL FRAMED WINDOW
- MHP** MAXIMUM HEIGHT PLANE

NOTES

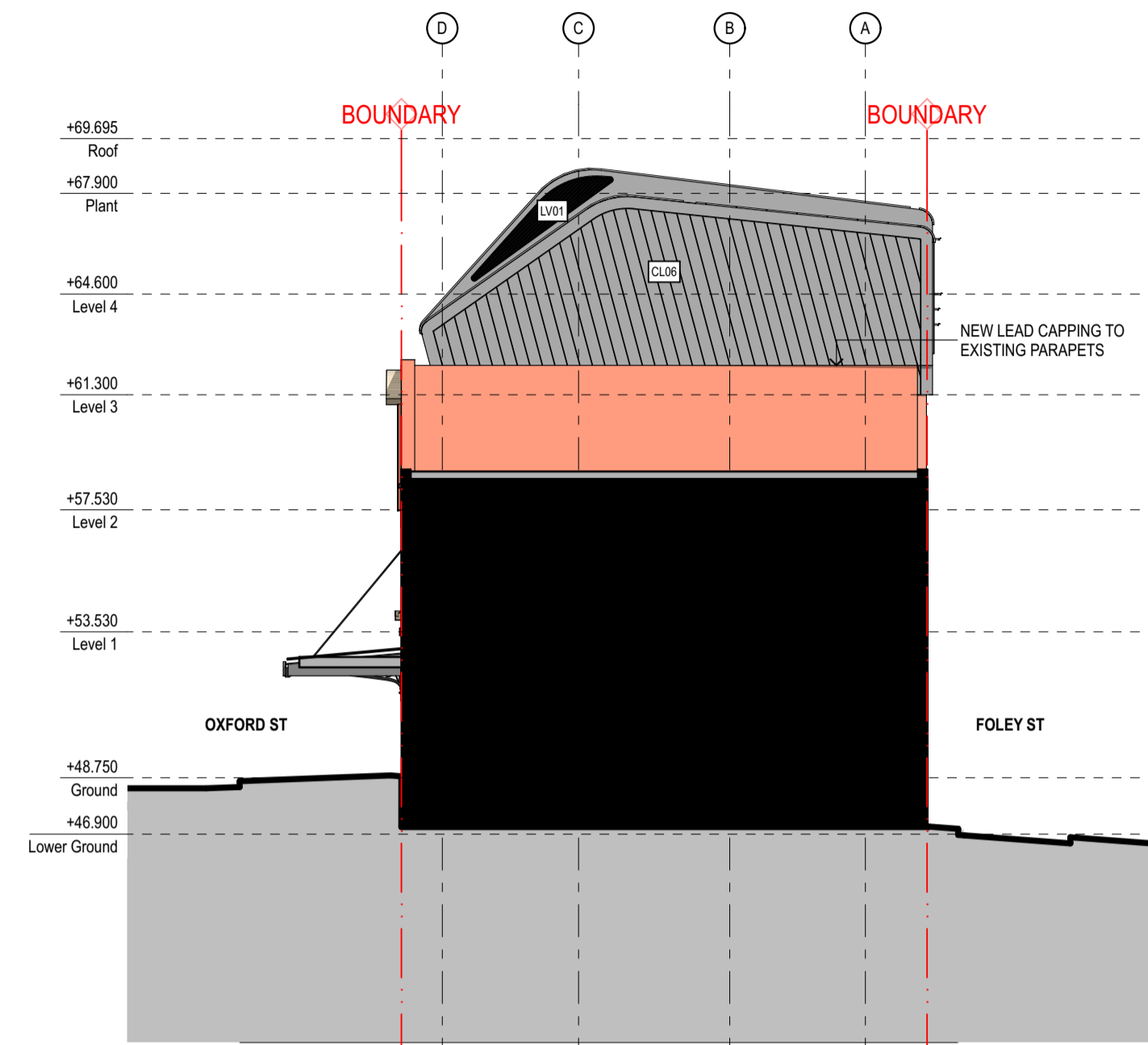
STRUCTURAL GRID DIMENSIONS ARE INDICATIVE ONLY AND RELATE TO EXISTING STRUCTURAL ELEMENTS, AND THEREFORE SUBJECT TO CHANGE BASED ON SITE MEASURE.

ALL EXISTING SERVICES ON FACADES ARE TO BE REPLACED. TYPICALLY, EXISTING WINDOWS WILL BE REFINISHED/UPGRADED AS REQUIRED TO MEET THERMAL/ACOUSTIC PERFORMANCE.

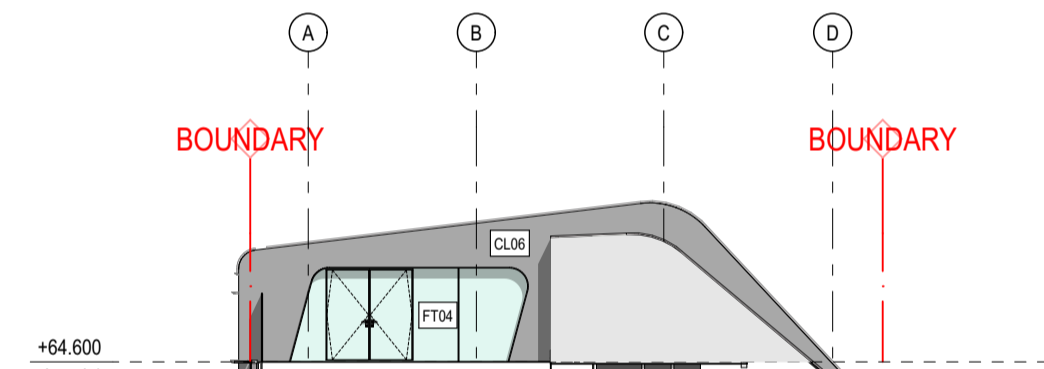
DESIGN OF EXTERNAL LOUVRES TO NEW UPPER LEVELS TO BE FURTHER DEVELOPED IN CONJUNCTION WITH DETAILED THERMAL MODELLING TO BE UNDERTAKEN DURING DESIGN PHASE, INCLUDING SPACING/SIZING OF LOUVRES.



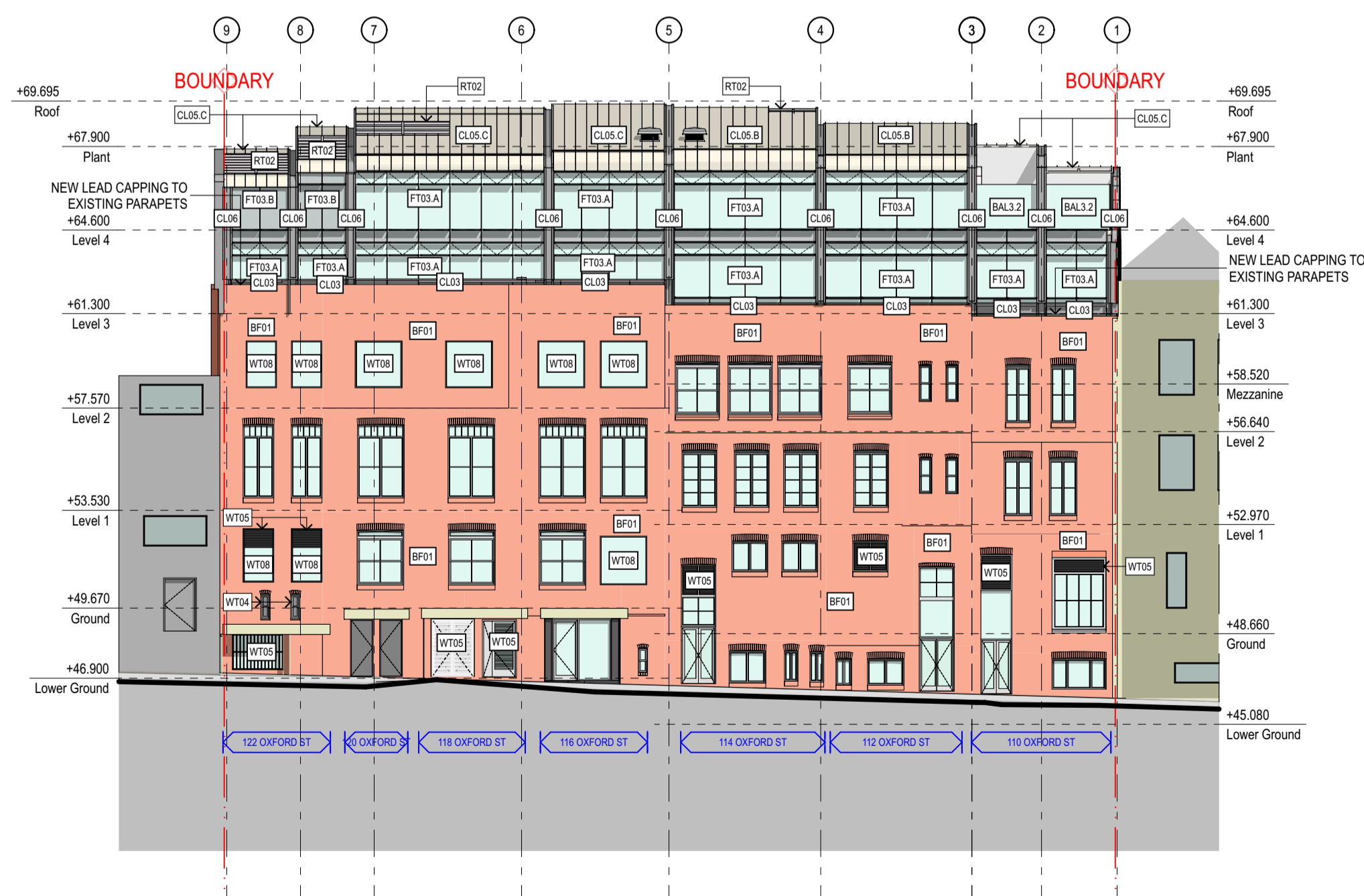
1 ELEVATION Oxford St Elevation
1:200



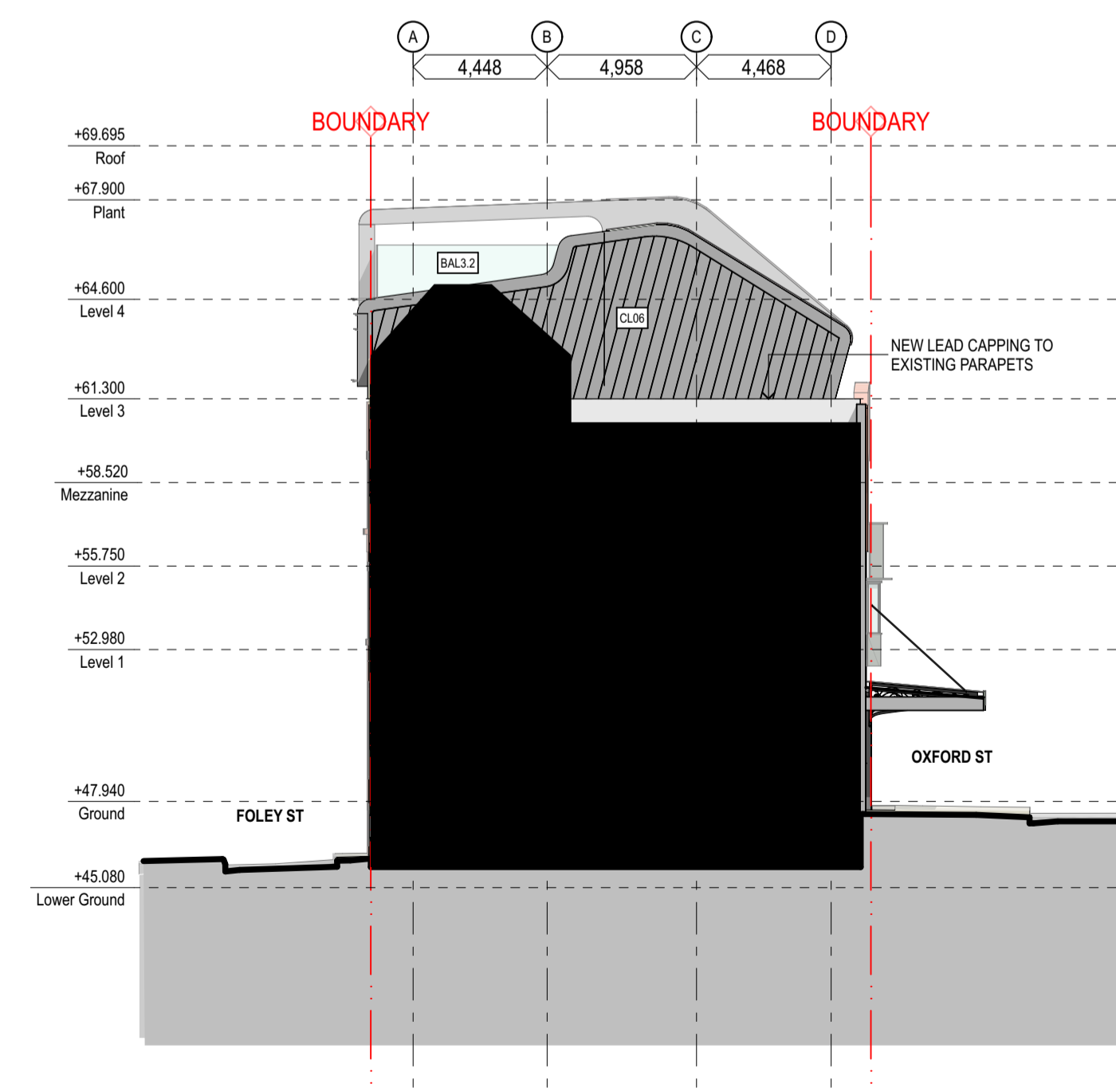
2 ELEVATION Taylor Square Elevation
1:200



5 ELEVATION Palmer St Elevation - Terrace
1:200



3 ELEVATION Foley St Elevation
1:200



4 ELEVATION Palmer St Elevation
1:200

rev	date	name	by
04	3/8/22	For Approval	TC
03	31/7/22	For Approval	TC
02	26/7/22	Review Set	TC
01	14/7/22	Review Set	AL

Darlinghurst Collection
BLD3: 110-122, Oxford St
Darlinghurst NSW 2010

Elevations **Scale**
Elevations 1:100 @ A1

Project Code **First Issued**
TDC 14/7/22

Sheet No. **Rev**
A-32301 04

General notes

- All dimensions and existing conditions shall be checked and verified by the contractor before proceeding with the work.
- All levels relative to 'Australian Height Datum'.
- Do not scale drawings.
- Use figured dimensions only.

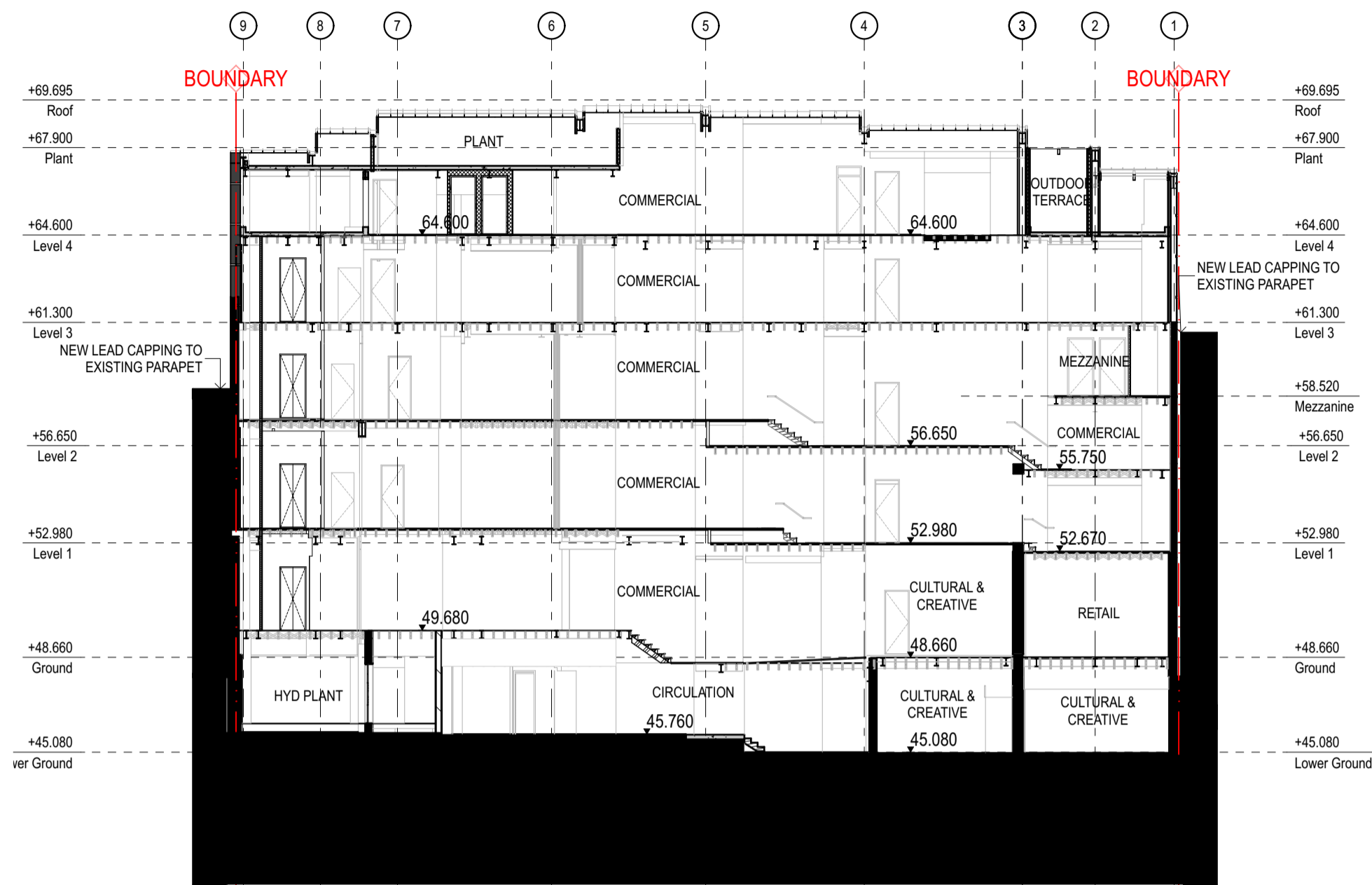
Legend

EXISTING FABRIC
NEW CONSTRUCTION

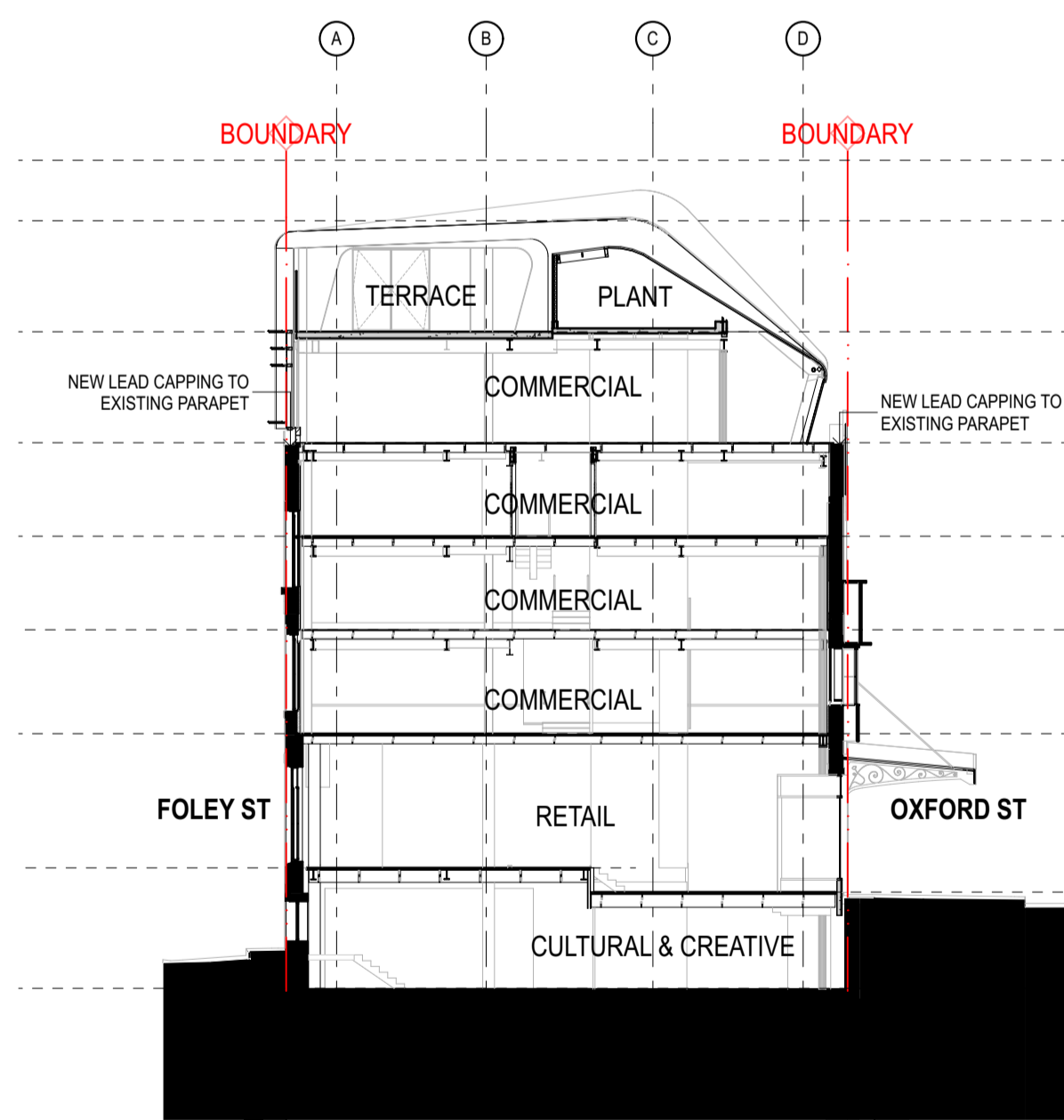
NOTE: STRUCTURAL GRID DIMENSIONS ARE INDICATIVE ONLY AND RELATED TO EXISTING STRUCTURAL ELEMENTS AND THEREFORE SUBJECT TO CHANGE BASED ON SITE MEASURE.



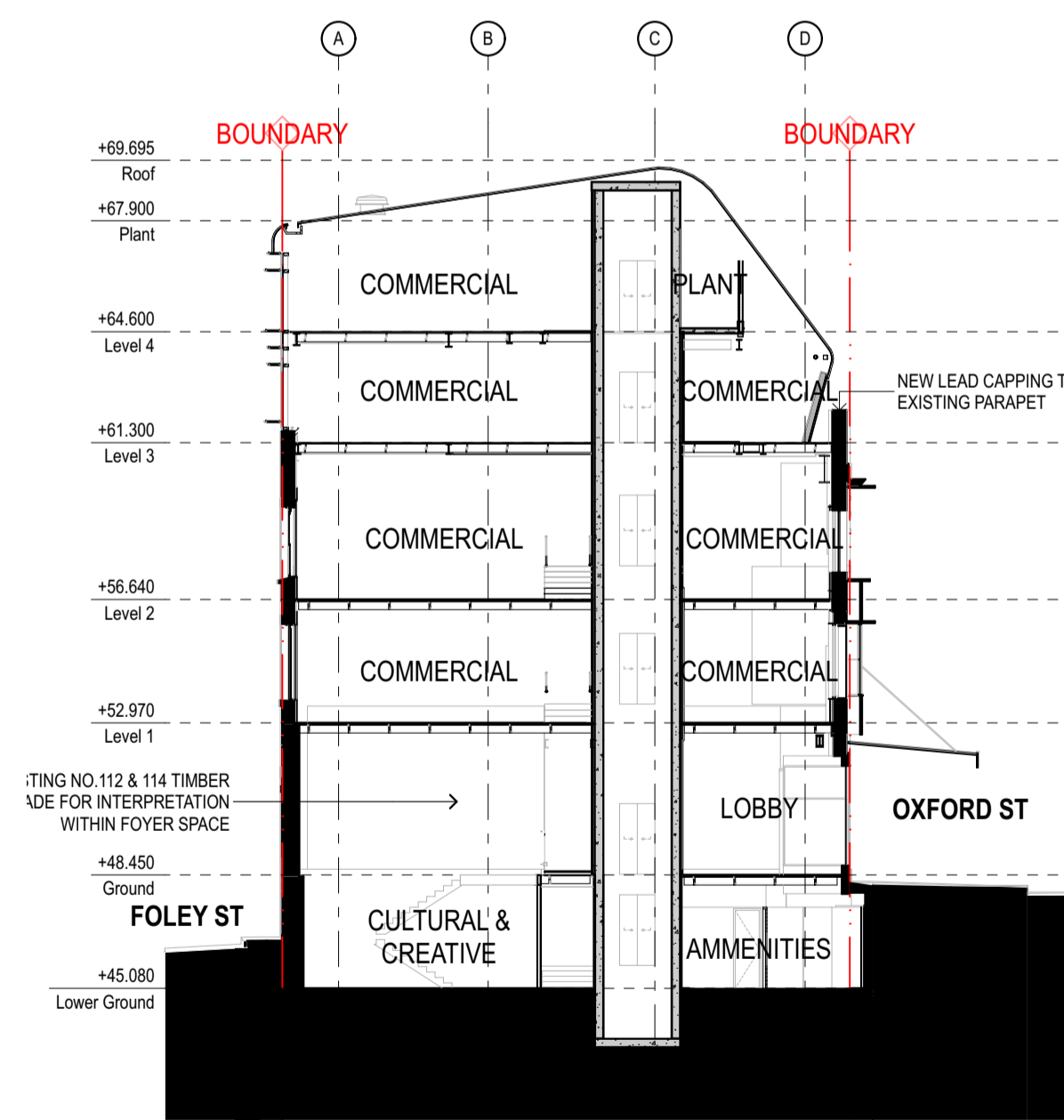
1 SECTION Longitudinal Section
1:200



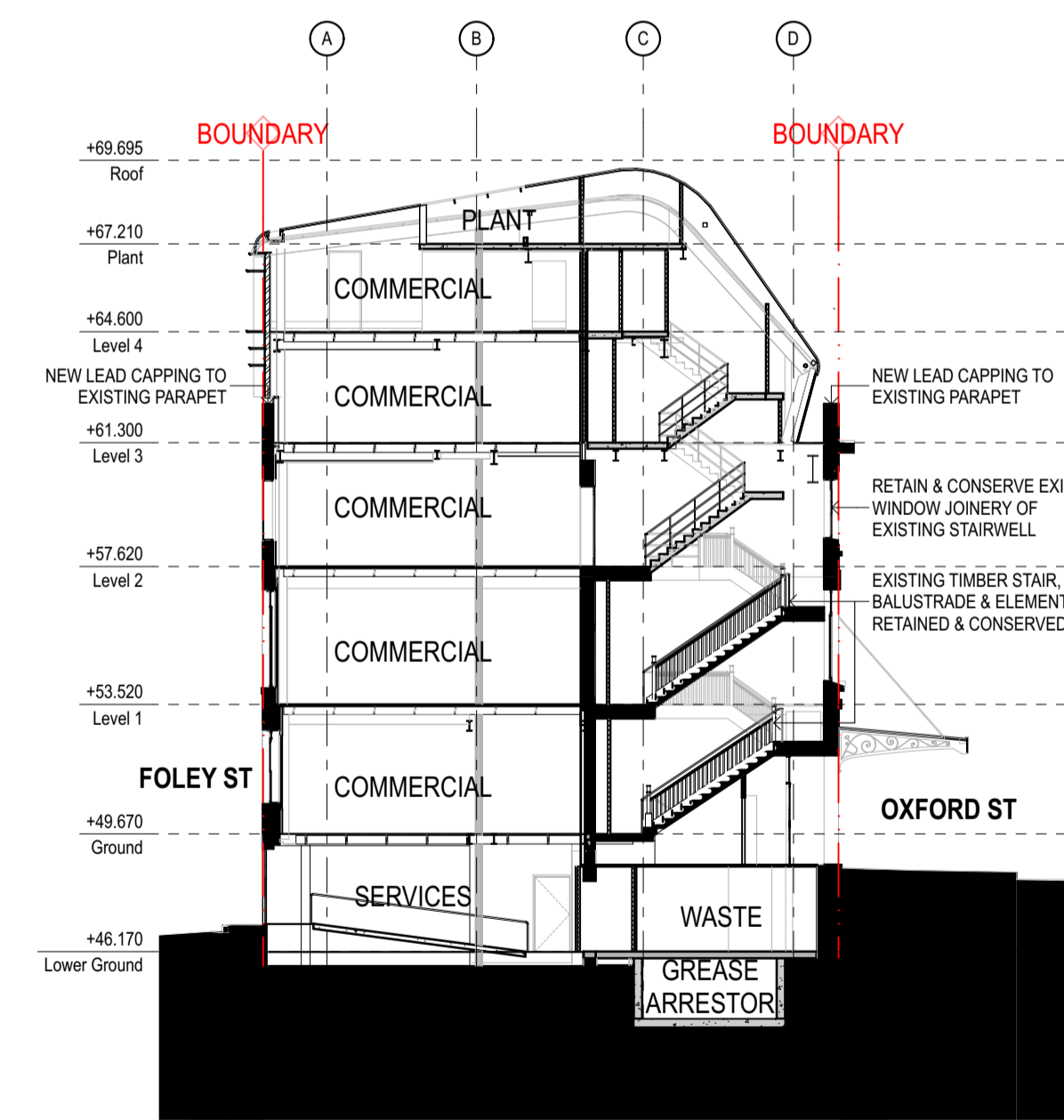
2 SECTION Longitudinal Section - Corridor
1:200



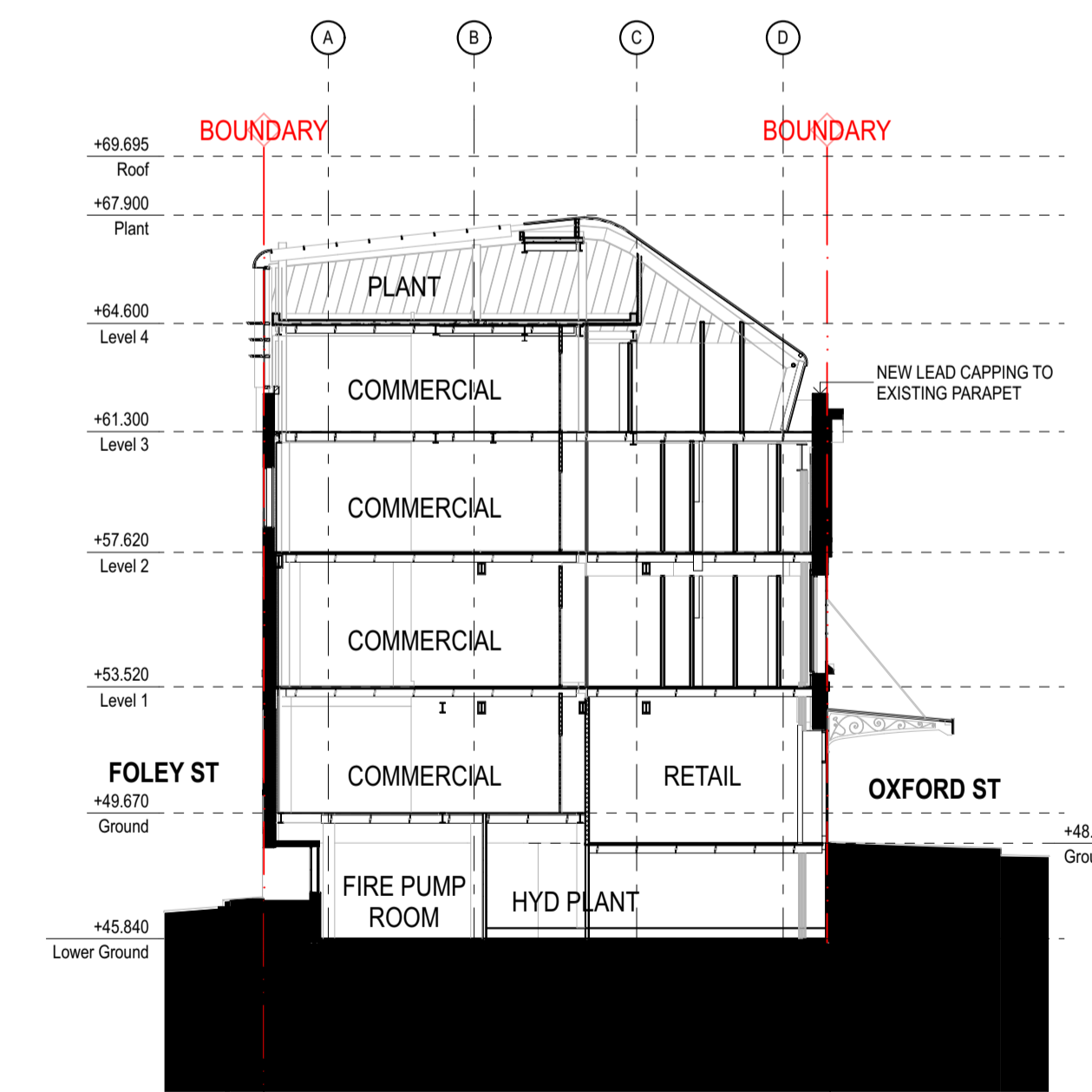
3 SECTION West Terrace
1:200



4 SECTION Lobby
1:200



5 SECTION Egress Stair
1:200



6 SECTION Plant and Store
1:200

04	3/8/22	For Approval	TC
03	31/7/22	For Approval	TC
02	26/7/22	Review Set	TC
01	14/7/22	Review Set	AL
rev	date	name	by

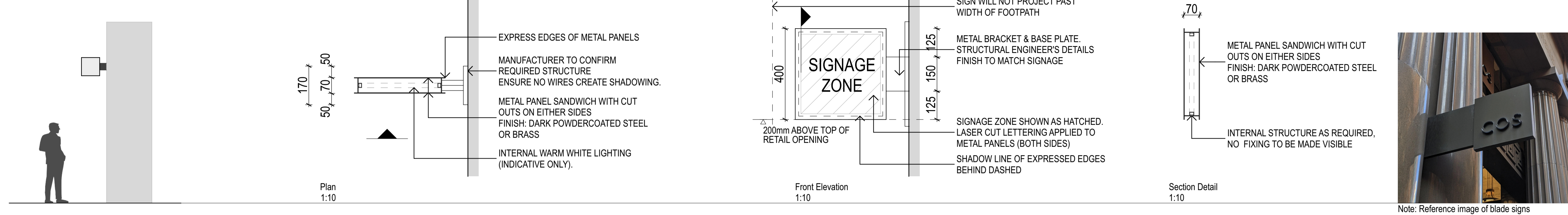
Darlinghurst Collection
BLD3: 110-122, Oxford St
Darlinghurst NSW 2010

Sections Scale
Sections 1:100 @ A1

Project Code First Issued
TDC 14/7/22

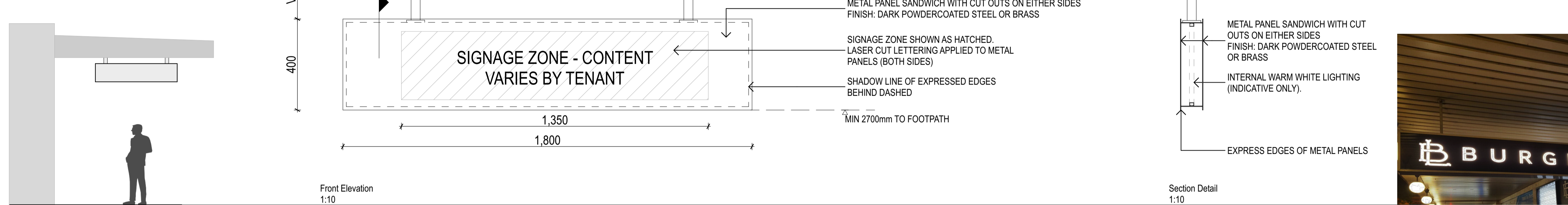
Sheet No. Rev
A-43011 04

SZC - RETAIL BLADE SIGN



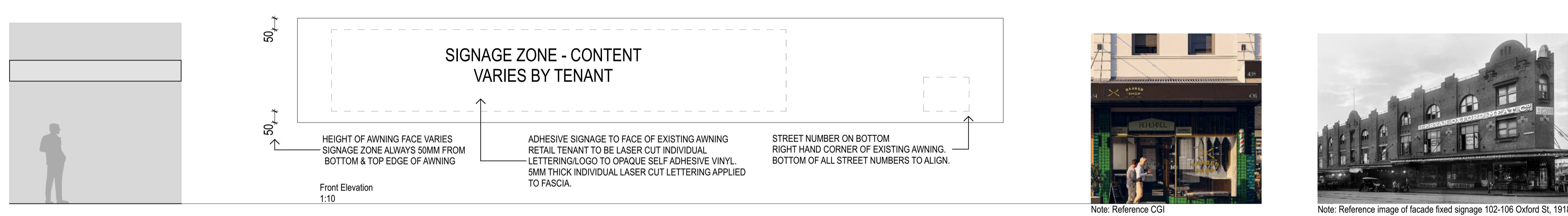
Note: Reference image of blade signs

SZS - RETAIL UNDER AWNING SIGN



Note: Reference image of under awning signage

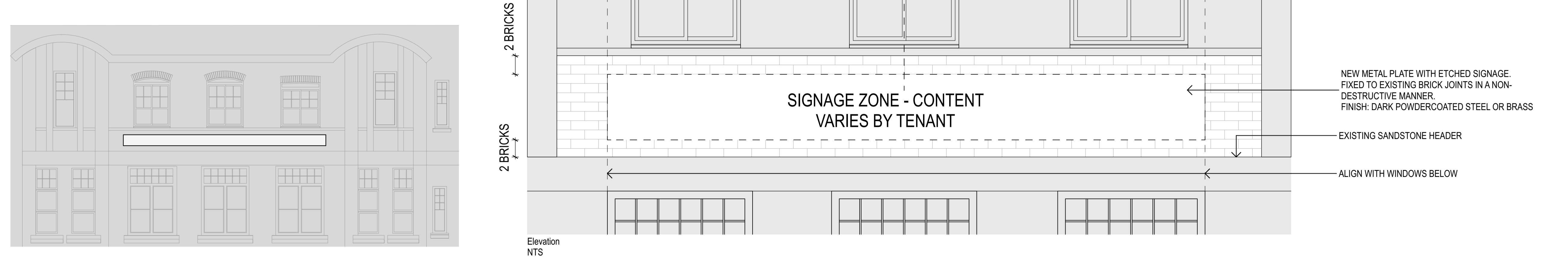
SZA - RETAIL FASCIA SIGN



Note: Reference CGI

Note: Reference image of facade fixed signage 102-106 Oxford St, 1918

SZF - BUILDING FACADE SIGNAGE



rev	date	name	by
01	3/8/22	For Approval	TC

Darlinghurst Collection
BLD3: 110-122, Oxford St
Darlinghurst NSW 2010

Signage Scale
Signage Types 1:100 @ A1

Project Code First Issued
TDC 3/8/22

Sheet No. Rev
A-90001 01